



# Portugal 0 - 0 Brazil

(Portugal win 6 - 5 on Penalties)

Semi-final - Match 101

24 November 2025

19:00 Kick Off

Aspire Zone - Pitch 7 - Mansour Muftah

## POST MATCH SUMMARY REPORT

# Match Summary - Teams

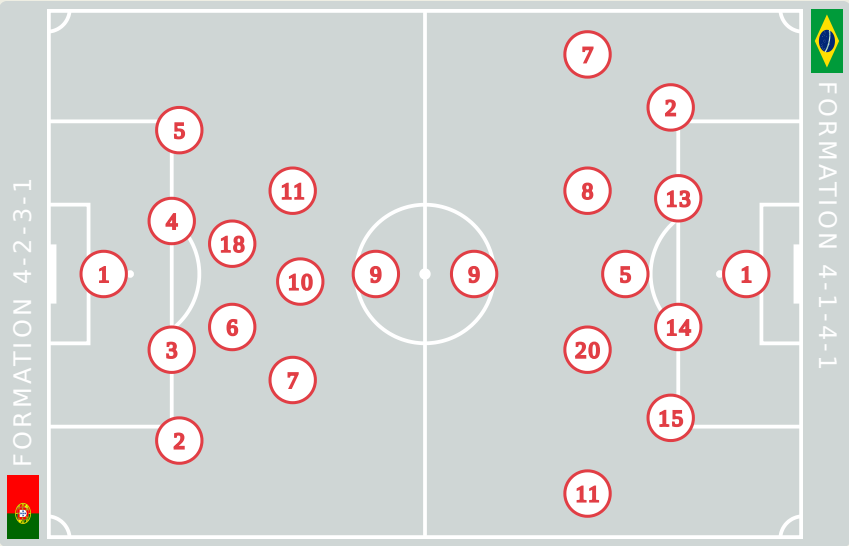


Portugal

Brazil



0 — 0



## STARTING

- 1 GK ROMARIO CUNHA
- 2 DF DANIEL BANJAQUI
- 3 DF MARTIM CHELMIK
- 4 DF MAURO FURTADO
- 5 DF JOSE NETO
- 6 MF RAFAEL QUINTAS 46' 58'
- 7 FW DUARTE CUNHA 69'
- 9 FW ANISIO CABRAL 60' 80'
- 10 FW MATEUS MIDE 79'
- 11 FW STEVAN MANUEL 58'
- 18 MF BERNARDO LIMA 77'

## SUBSTITUTES

- 12 GK ALEXANDRE TVERDOHLEBOV
- 21 GK DAVID RODRIGUES
- 8 MF MIGUEL FIGUEIREDO
- 13 DF GABRIEL DBOUK
- 14 DF RICARDO NETO
- 15 DF YOAN PEREIRA 58'
- 16 MF SANTIAGO VERDI 58' 84'
- 17 FW JOAO ARAGAO 69'
- 19 FW TOMAS SOARES 80'
- 20 MF ZEEGA 79'

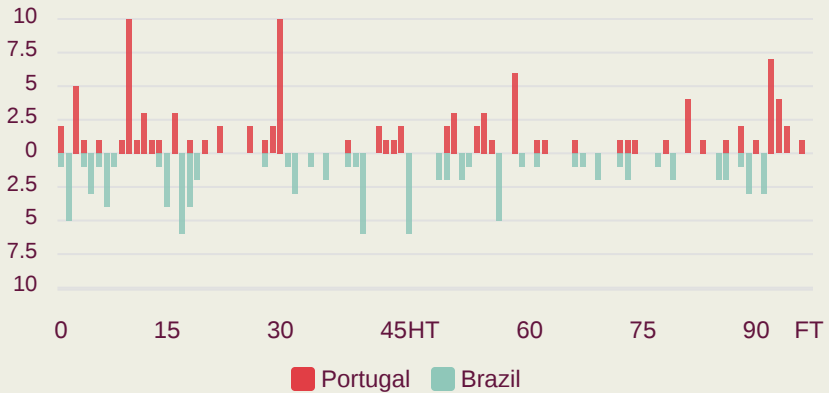
## STARTING

- JOAO PEDRO GK 1
- ANGELO DF 2
- 40' ZE LUCAS MF 5
- RUAN PABLO FW 7
- TIAGO MF 8
- DELL FW 9
- 74' KAYKE FW 11
- VITOR FERNANDES DF 13
- LUCCAS RAMON DF 14
- 66' LUIS PACHECO MF 15
- 84' 83' FELIPE MORAIS MF 20

## SUBSTITUTES

- ARTHUR JAMPA GK 12
- LUCAS ANDRADE GK 21
- DERICK DF 6
- 74' GABRIEL MEC MF 10
- 84' PIETRO TAVARES FW 17
- VINICIUS ROCHA MF 18
- ANDREY FERNANDES FW 19

## Distribution in the Final Third



Match Summary - Key Statistics



Portugal



Brazil

Possession					
Total	<div><div>47.1%</div><div>12%</div><div>40.9%</div></div>		Total		
0	Goals				0
11 (2)	Attempts at Goal (On Target)				12 (2)
363 (288)	Total Passes (Complete)				290 (224)
79 %	Pass Completion %				77 %
70	Completed Line Breaks				50
7	Defensive Line Breaks				5
80	Receptions in the Final Third				76
16	Crosses				13
22	Ball Progressions				17
145 (40)	Defensive Pressures Applied (Direct Pressures)				170 (38)
34	Forced Turnovers				37
75	Second Balls				64
99.9 km	Total Distance Covered				102.4 km
4.5 km	Zone 4 - Low Speed Sprinting: 20-25 km/h				5.2 km



Portugal

Phases of Play

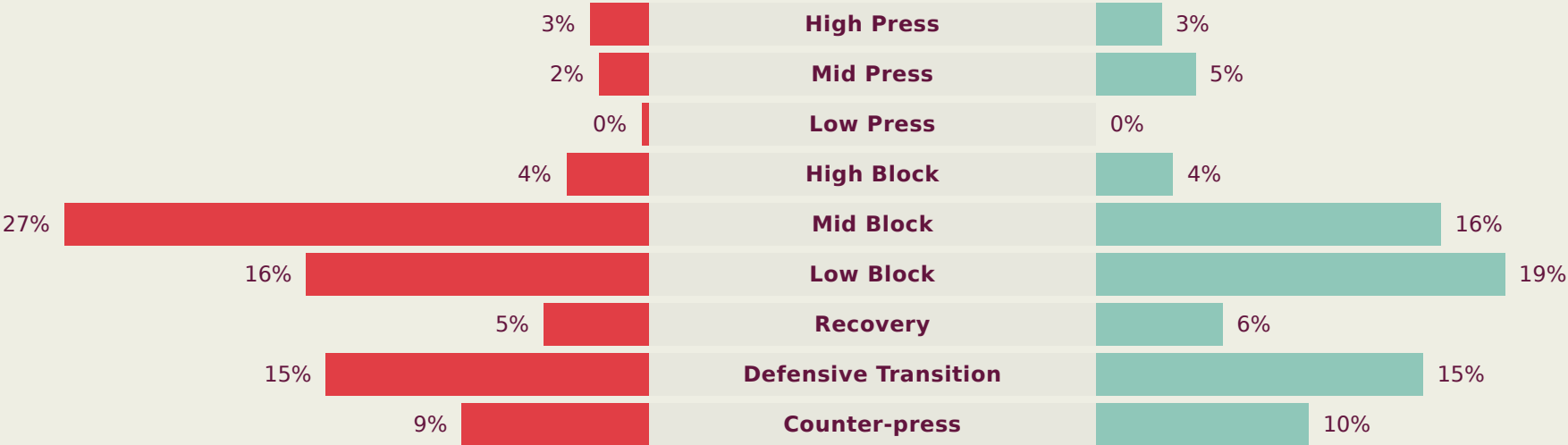


Brazil

IN POSSESSION



OUT OF POSSESSION



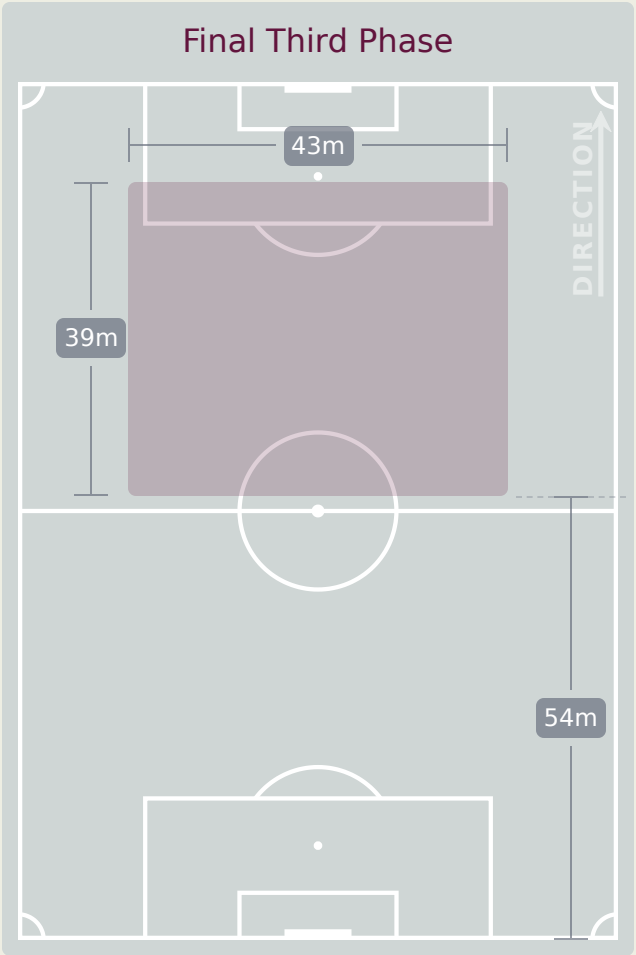
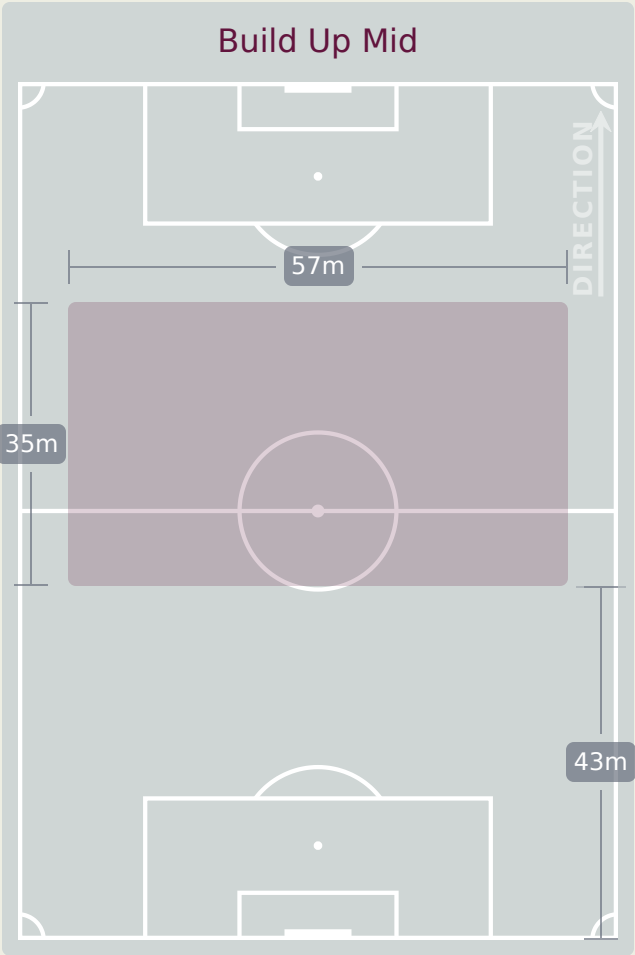
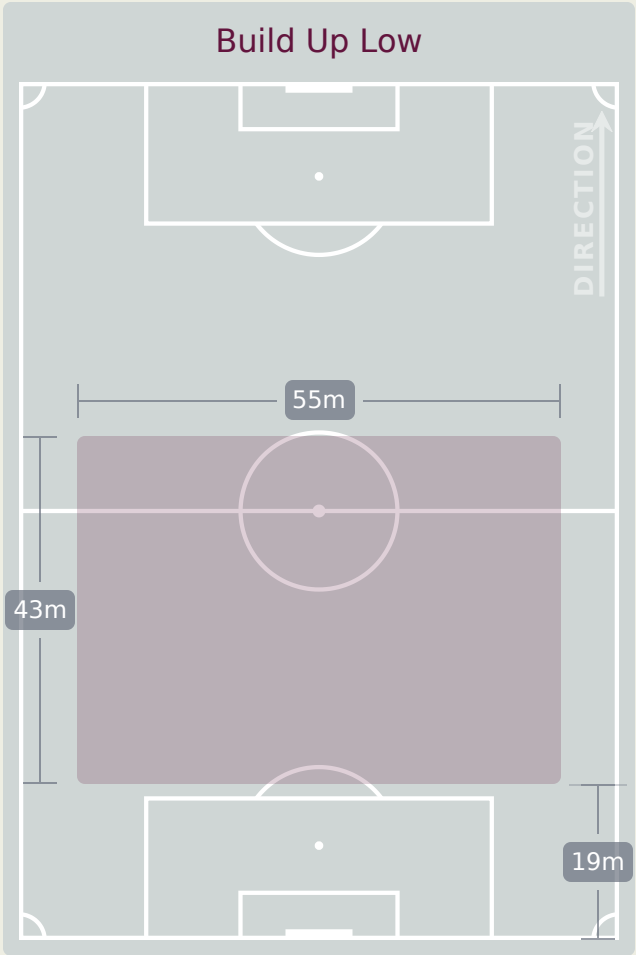


# IN POSSESSION

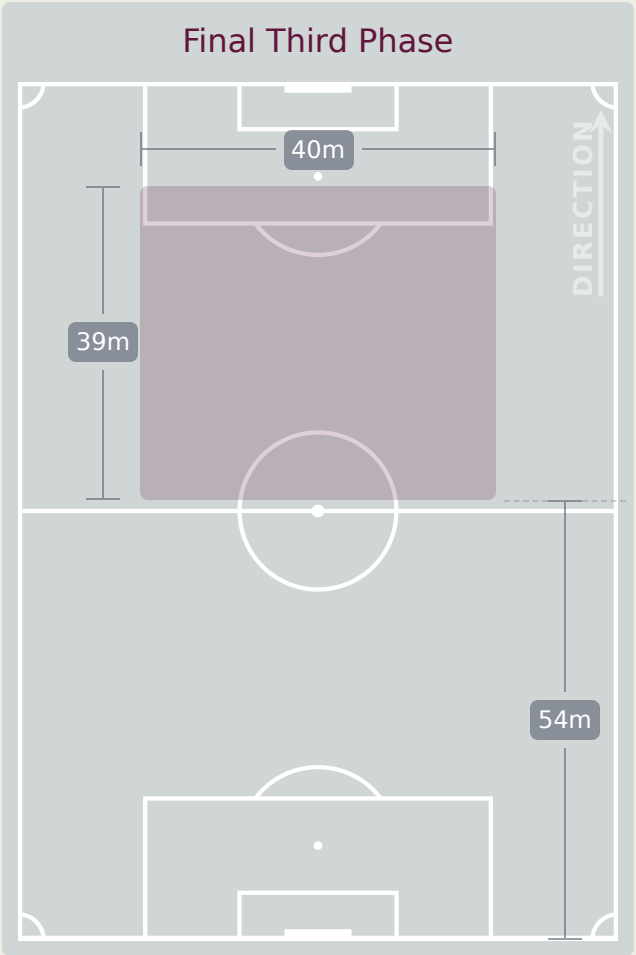
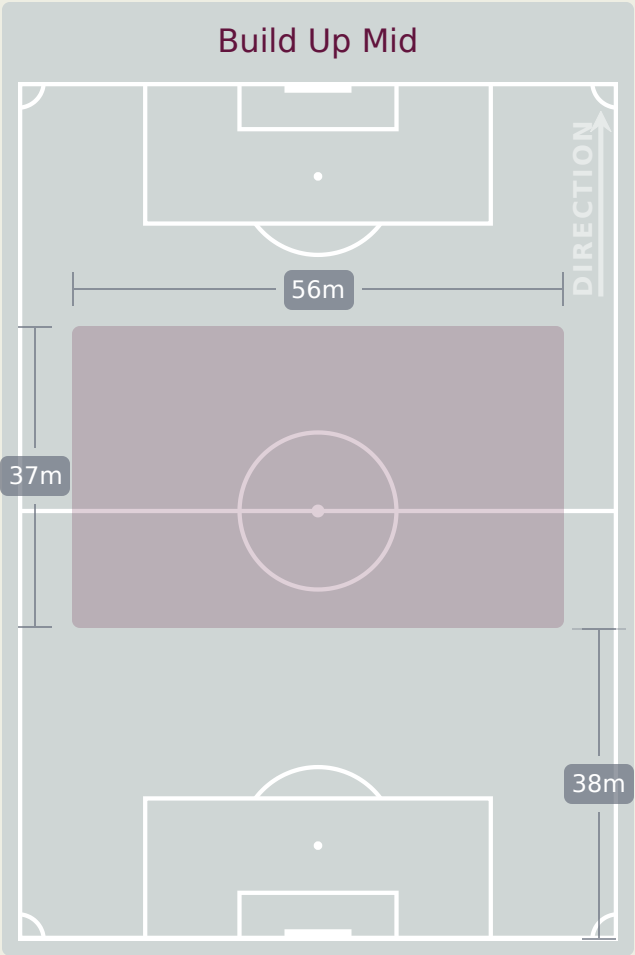
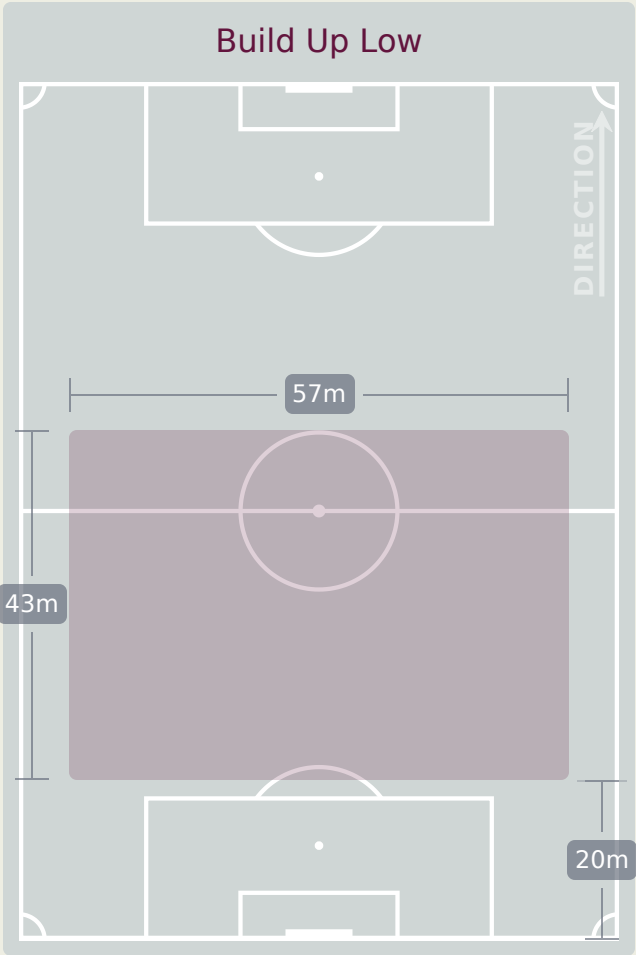


## Portugal v Brazil

# In Possession Line Height & Team Length



# In Possession Line Height & Team Length



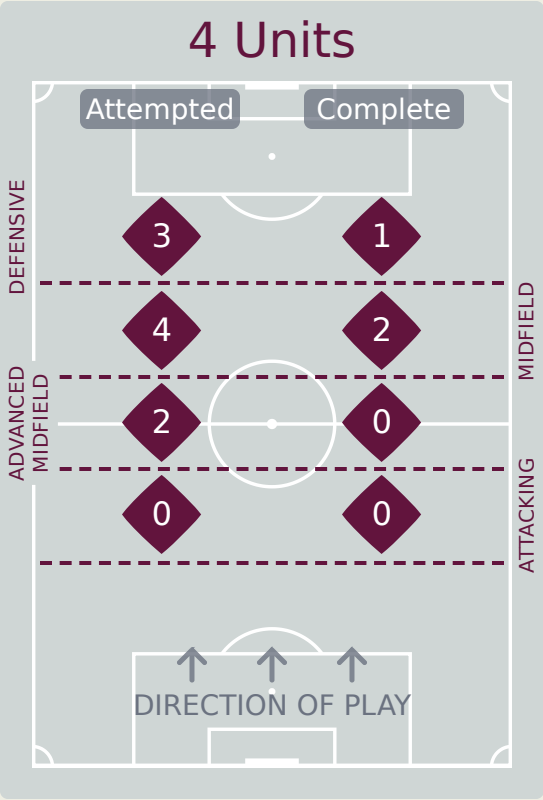
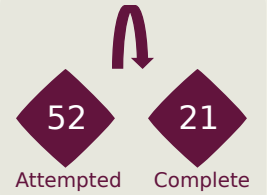
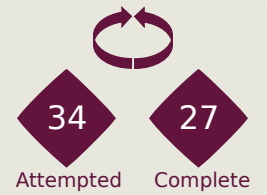
Line Breaks



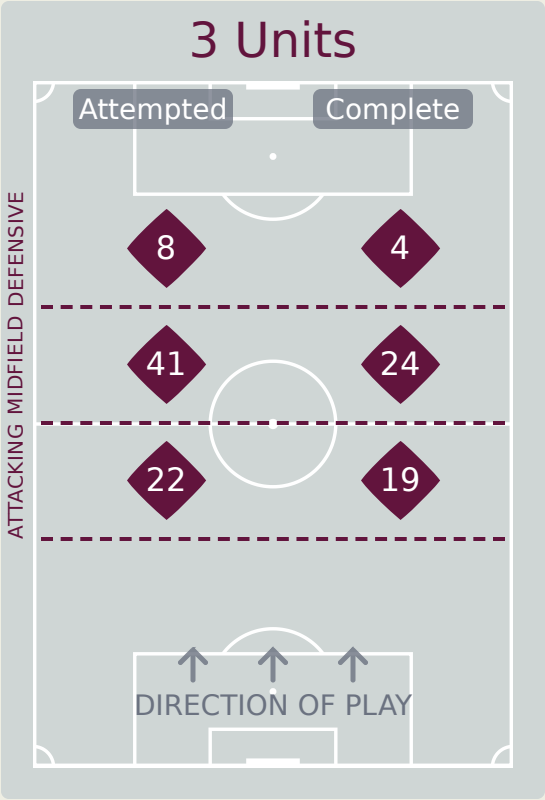
Portugal

Attempted Line Breaks

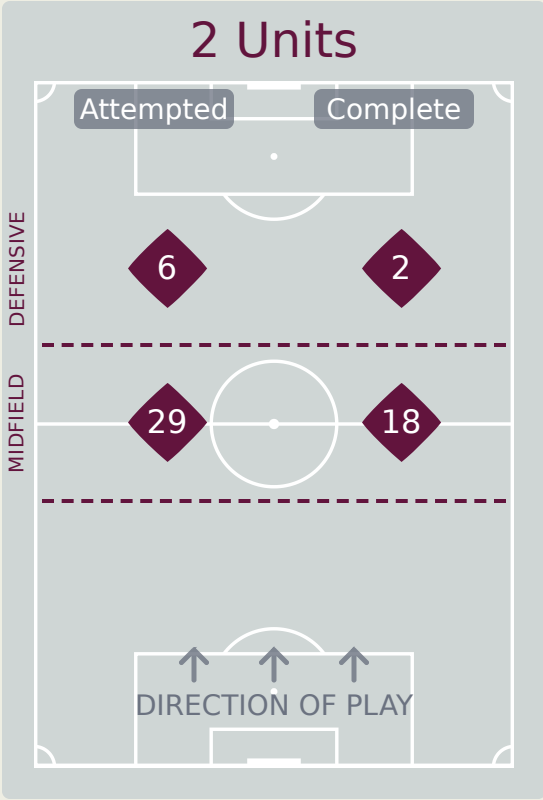
115



Attempted Line Breaks	9
Inside Shape	9
Outside Shape	0



Attempted Line Breaks	71
Inside Shape	39
Outside Shape	32



Attempted Line Breaks	35
Inside Shape	23
Outside Shape	12



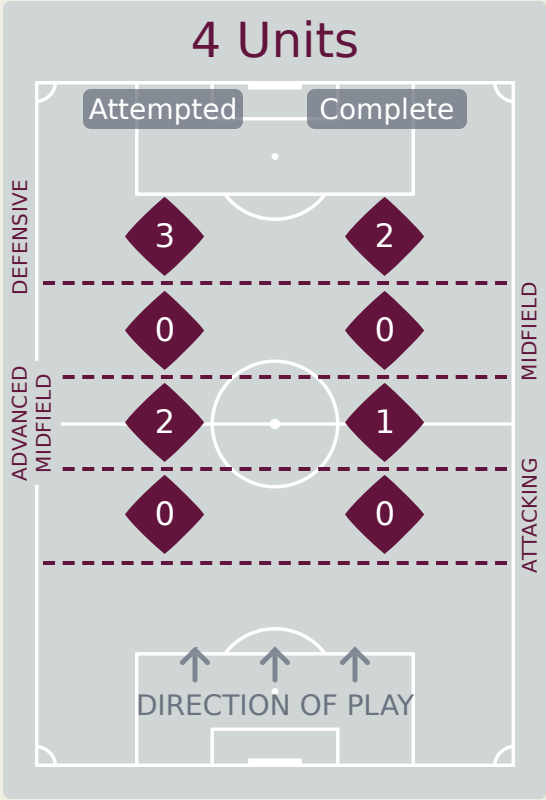
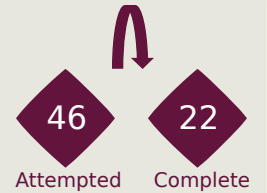
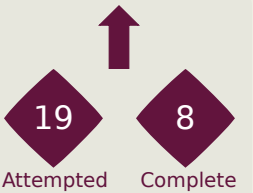
Line Breaks



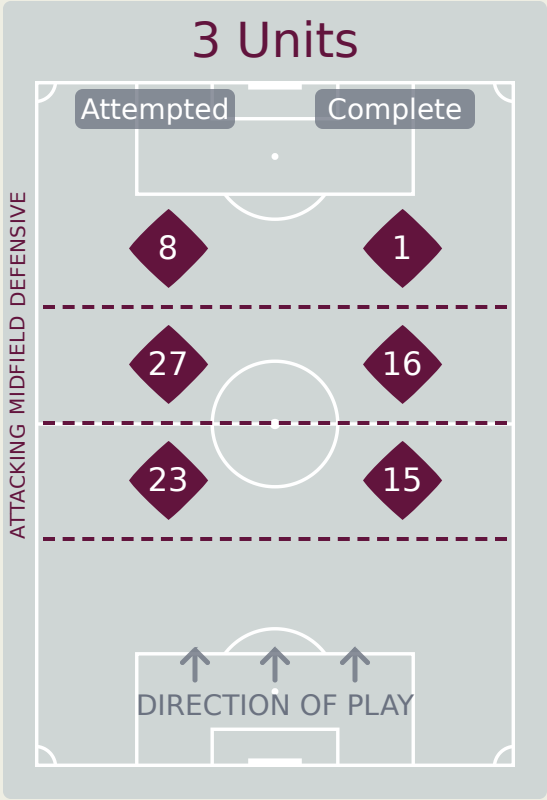
Brazil

Attempted Line Breaks

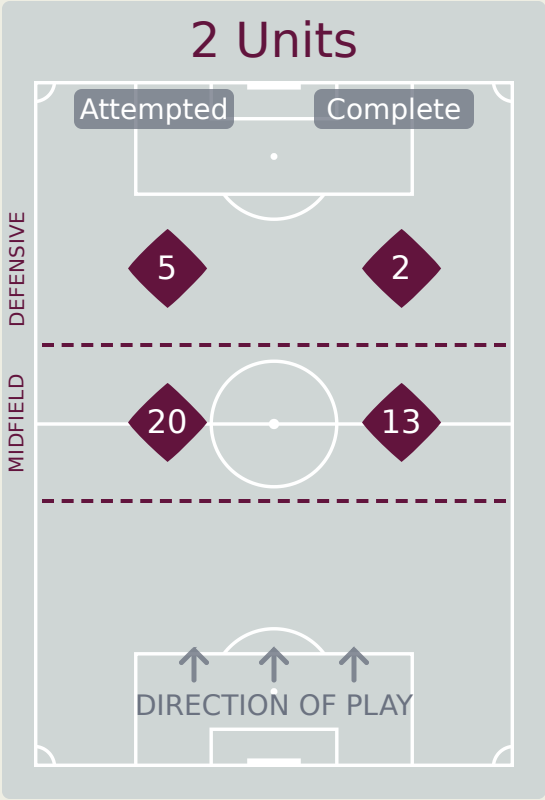
88



Attempted Line Breaks	5
Inside Shape	5
Outside Shape	0



Attempted Line Breaks	58
Inside Shape	36
Outside Shape	22



Attempted Line Breaks	25
Inside Shape	19
Outside Shape	6

Line Breaks



					4 Units				3 Units			2 Units		Direction			Distribution Type		
#	Player	Line Breaks Attempted	Line Breaks Completed	Line Break Completion %	Attacking Line	Attacking Midfield Line	Midfield Line	Defensive Line	Attacking Line	Midfield Line	Defensive Line	Midfield Line	Defensive Line	Through	Around	Over	Pass	Cross	Ball Progression
1	ROMARIO CUNHA	16	7	44%	0	1	2	0	2	10	1	0	0	0	1	15	16	0	0
2	DANIEL BANJAQUI	14	9	64%	0	0	0	0	6	3	2	3	0	4	6	4	14	0	0
3	MARTIM CHELMIK	14	10	71%	0	0	0	0	5	3	2	4	0	3	4	7	14	0	0
4	MAURO FURTADO	13	9	69%	0	0	0	0	3	3	0	7	0	4	5	4	11	0	2
5	JOSE NETO	16	12	75%	0	1	1	1	3	4	0	5	1	4	6	6	14	0	2
6	RAFAEL QUINTAS	8	4	50%	0	0	0	1	2	1	1	3	0	3	0	5	7	1	0
7	DUARTE CUNHA	8	1	12%	0	0	1	0	0	3	0	3	1	1	0	7	7	1	0
9	ANISIO CABRAL	3	1	33%	0	0	0	1	0	2	0	0	0	1	2	0	3	0	0
10	MATEUS MIDE	4	4	100%	0	0	0	0	0	3	0	1	0	0	4	0	4	0	0
11	STEVAN MANUEL	3	1	33%	0	0	0	0	0	1	1	0	1	1	2	0	2	1	0
18	BERNARDO LIMA	6	4	67%	0	0	0	0	0	4	0	1	1	2	2	2	5	0	1
15	YOAN PEREIRA	2	2	100%	0	0	0	0	0	2	0	0	0	1	1	0	2	0	0
16	SANTIAGO VERDI	4	2	50%	0	0	0	0	1	1	0	1	1	1	1	2	3	1	0
17	JOAO ARAGAO	3	3	100%	0	0	0	0	0	1	1	1	0	3	0	0	2	0	1
19	TOMAS SOARES	0	0	0%	0	0	0	0	0	0	0	0	0	0	0	0	0	0	0
20	ZEEGA	1	1	100%	0	0	0	0	0	0	0	0	1	1	0	0	1	0	0

Line Breaks



					4 Units				3 Units			2 Units		Direction			Distribution Type		
#	Player	Line Breaks Attempted	Line Breaks Completed	Line Break Completion %	Attacking Line	Attacking Midfield Line	Midfield Line	Defensive Line	Attacking Line	Midfield Line	Defensive Line	Midfield Line	Defensive Line	Through	Around	Over	Pass	Cross	Ball Progression
1	JOAO PEDRO	8	2	25%	0	0	0	0	4	4	0	0	0	0	1	7	8	0	0
2	ANGELO	11	8	73%	0	0	0	1	2	6	1	1	0	0	2	9	11	0	0
5	ZE LUCAS	4	3	75%	0	0	0	0	1	0	0	3	0	1	2	1	4	0	0
7	RUAN PABLO	5	3	60%	0	0	0	1	1	1	0	1	1	3	1	1	4	0	1
8	TIAGO	12	7	58%	0	0	0	0	3	2	0	6	1	2	7	3	10	1	1
9	DELL	2	1	50%	0	0	0	0	1	0	0	0	1	2	0	0	2	0	0
11	KAYKE	4	2	50%	0	0	0	0	0	1	2	0	1	2	0	2	1	3	0
13	VITOR FERNANDES	10	6	60%	0	1	0	0	6	2	1	0	0	1	5	4	10	0	0
14	LUCCAS RAMON	12	6	50%	0	0	0	0	3	6	1	2	0	3	1	8	11	0	1
15	LUIS PACHECO	11	7	64%	0	0	0	0	1	4	1	5	0	3	2	6	11	0	0
20	FELIPE MORAIS	5	1	20%	0	1	0	0	0	0	2	1	1	1	1	3	4	1	0
10	GABRIEL MEC	2	2	100%	0	0	0	0	0	1	0	1	0	0	1	1	2	0	0
17	PIETRO TAVARES	2	2	100%	0	0	0	1	1	0	0	0	0	1	0	1	1	0	1

Passing Networks

Portugal



#	Passes From ↓ to →	ROMARIO CUNHA	DANIEL BANJAQUI	MARTIM CHELMIK	MAURO FURTADO	JOSE NETO	RAFAEL QUINTAS	DUARTE CUNHA	ANISIO CABRAL	MATEUS MIDE	STEVAN MANUEL	BERNARDO LIMA	YOAN PEREIRA	SANTIAGO VERDI	JOAO ARAGAO	TOMAS SOARES	ZEEGA
1	ROMARIO CUNHA		2	7	3	1	0	3	0	1	0	0	0	0	0	0	0
2	DANIEL BANJAQUI	1		6	1	0	2	4	0	5	0	1	0	5	2	0	0
3	MARTIM CHELMIK	7	7		15	0	7	1	2	2	0	9	0	3	1	0	1
4	MAURO FURTADO	1	4	13		7	0	3	0	1	0	1	2	1	0	1	0
5	JOSE NETO	0	0	3	8		1	0	2	2	5	2	1	1	0	1	0
6	RAFAEL QUINTAS	1	5	5	1	0		3	1	1	0	1	0	0	0	0	0
7	DUARTE CUNHA	0	3	2	0	0	0		1	1	1	1	0	0	0	0	0
9	ANISIO CABRAL	0	0	0	0	0	1	0		0	1	2	2	0	0	0	0
10	MATEUS MIDE	1	0	0	0	2	2	5	1		0	2	0	1	1	0	0
11	STEVAN MANUEL	0	0	0	1	0	3	0	1	1		2	0	0	0	0	0
18	BERNARDO LIMA	1	1	9	3	4	1	1	0	2	2		2	1	0	2	0
15	YOAN PEREIRA	0	0	0	0	4	0	0	2	2	0	0		0	0	0	0
16	SANTIAGO VERDI	1	3	3	2	0	0	1	1	0	0	2	0		1	0	0
17	JOAO ARAGAO	0	2	0	0	0	0	0	1	0	0	0	0	1		0	0
19	TOMAS SOARES	0	0	1	0	0	0	0	0	0	0	1	1	0	0		0
20	ZEEGA	0	0	0	0	0	0	0	0	0	0	0	0	0	1	0	

Top 5 Player to Player Passers		
Player	Passed To	% of Total Team Passes
MARTIM CHELMIK	MAURO FURTADO	5.5%
MAURO FURTADO	MARTIM CHELMIK	4.7%
MARTIM CHELMIK	BERNARDO LIMA	3.3%
BERNARDO LIMA	MARTIM CHELMIK	3.3%

JOSE NETO	MAURO FURTADO	2.9%
-----------	---------------	------

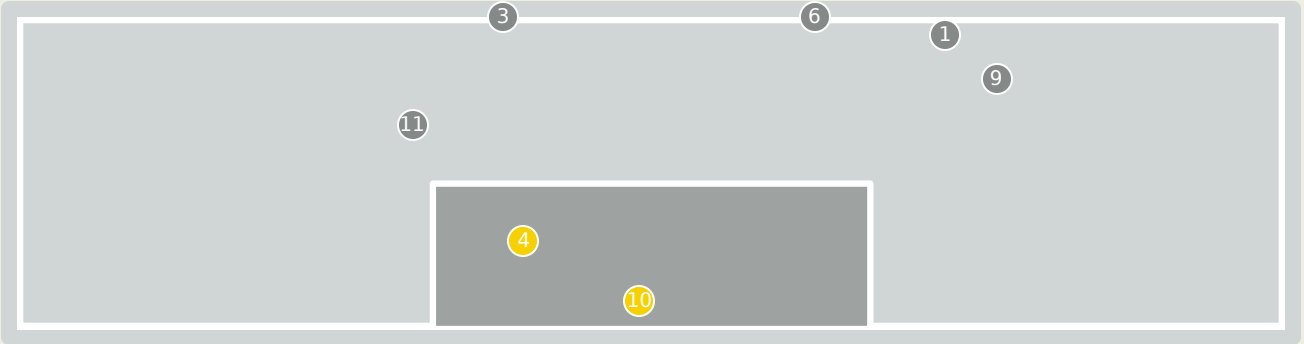
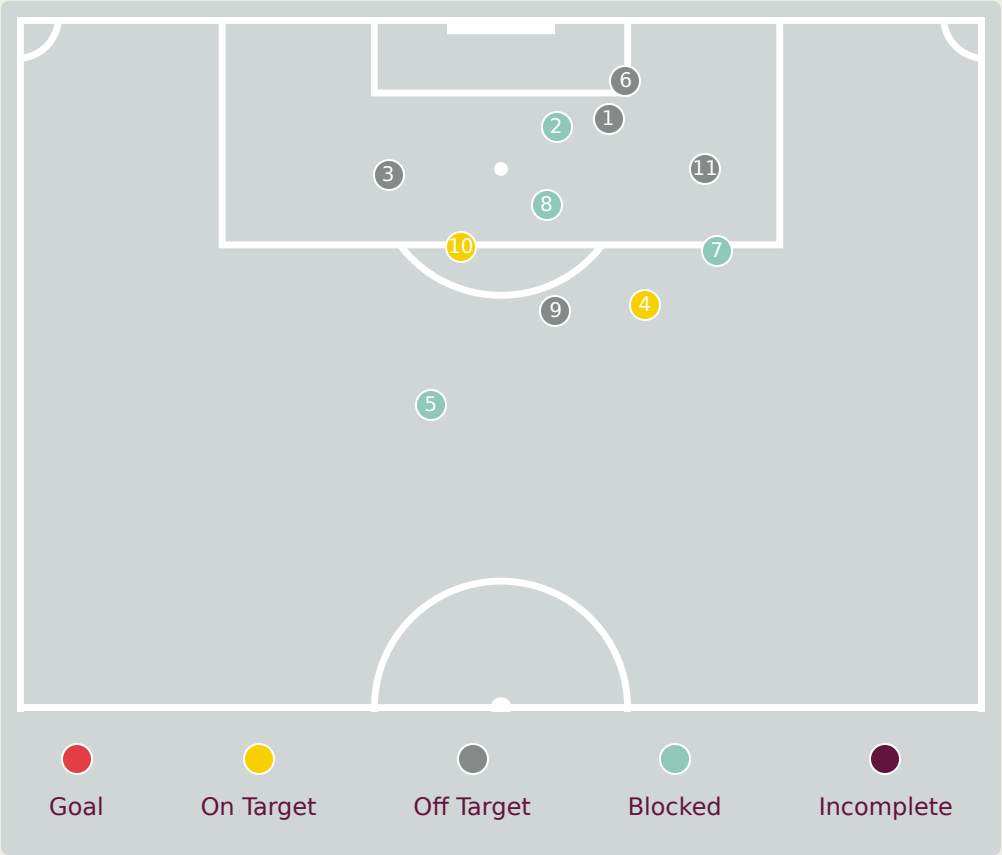
# Passing Networks



#	Passes From ↓ to →	JOAO PEDRO	ANGELO	ZE LUCAS	RUAN PABLO	TIAGO	DELL	KAYKE	VITOR FERNANDES	LUCCAS RAMON	LUIS PACHECO	FELIPE MORAIS	GABRIEL MEC	PIETRO TAVARES
1	JOAO PEDRO		0	2	1	0	0	0	9	16	2	1	0	0
2	ANGELO	1		1	3	1	1	0	1	2	0	1	0	0
5	ZE LUCAS	0	1		3	4	1	1	2	4	3	0	0	0
7	RUAN PABLO	0	5	1		2	1	0	0	0	0	1	0	0
8	TIAGO	0	6	5	7		0	1	3	1	0	3	1	0
9	DELL	0	0	0	0	0		1	1	0	0	1	0	0
11	KAYKE	0	1	0	0	3	0		0	1	1	2	0	0
13	VITOR FERNANDES	6	4	2	0	9	1	1		11	1	0	0	0
14	LUCCAS RAMON	8	0	1	0	3	1	1	14		9	0	1	0
15	LUIS PACHECO	2	0	0	0	2	1	3	1	8		2	0	0
20	FELIPE MORAIS	0	0	1	0	2	0	0	0	1	2		0	0
10	GABRIEL MEC	0	0	0	0	2	1	0	0	0	1	1		0
17	PIETRO TAVARES	0	0	0	1	0	0	0	0	0	0	0	0	

Top 5 Player to Player Passers		
Player	Passed To	% of Total Team Passes
JOAO PEDRO	LUCCAS RAMON	7.5%
LUCCAS RAMON	VITOR FERNANDES	6.6%
VITOR FERNANDES	LUCCAS RAMON	5.2%
JOAO PEDRO	VITOR FERNANDES	4.2%
VITOR FERNANDES	TIAGO	4.2%

# Attempts at Goal



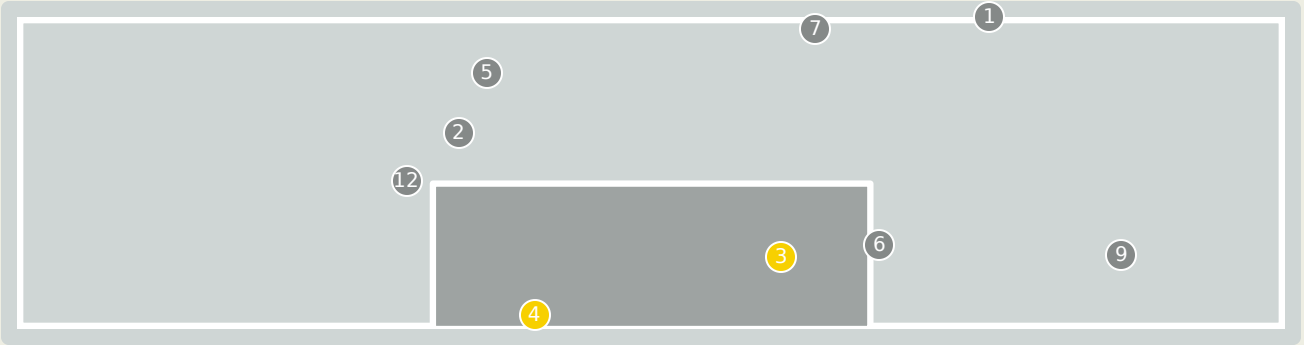
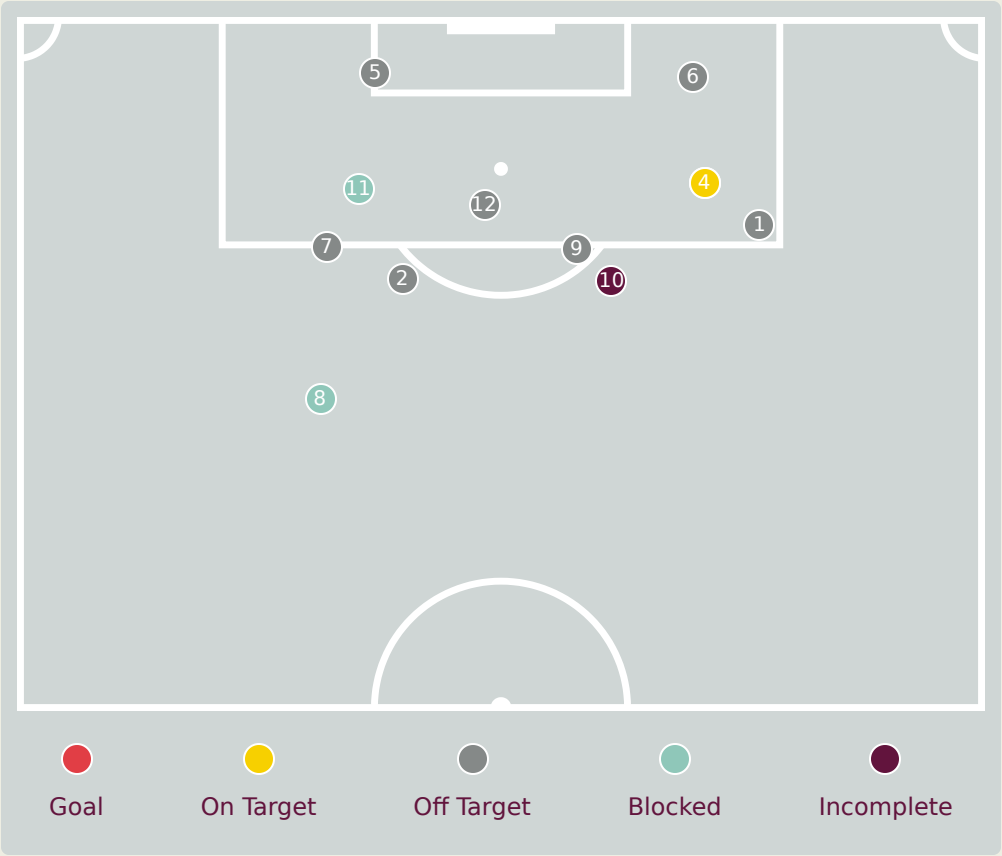
Key	Outcome	Shots
	Goals	0
	On Target	2
	Off Target	5
	Blocked	4
	Incomplete	0

# Attempts at Goal



Time	Player	Outcome	Body Part	Delivery Type
1	9 ANISIO CABRAL	Off Target	Head	Cross
10	9 ANISIO CABRAL	Incomplete - Blocked	Right Foot	Other
23	10 MATEUS MIDE	Deflected Off Target - Defensive Event	Left Foot	Loose Ball
28	4 MAURO FURTADO	On Target - Saved	Left Foot	Freekick
28	11 STEVAN MANUEL	Incomplete - Blocked	Right Foot	Ball Progression
45	6 RAFAEL QUINTAS	Deflected Off Target - Defensive Event	Right Foot	Corner
54	10 MATEUS MIDE	Incomplete - Blocked	Right Foot	Pass
58	10 MATEUS MIDE	Incomplete - Blocked	Right Foot	Loose Ball
62	16 SANTIAGO VERDI	Off Target	Right Foot	Loose Ball
72	9 ANISIO CABRAL	On Target - Saved	Left Foot	Other
78	9 ANISIO CABRAL	Off Target	Right Foot	Pass

# Attempts at Goal



Key	Outcome	Shots
	Goals	0
	On Target	2
	Off Target	7
	Blocked	2
	Incomplete	1

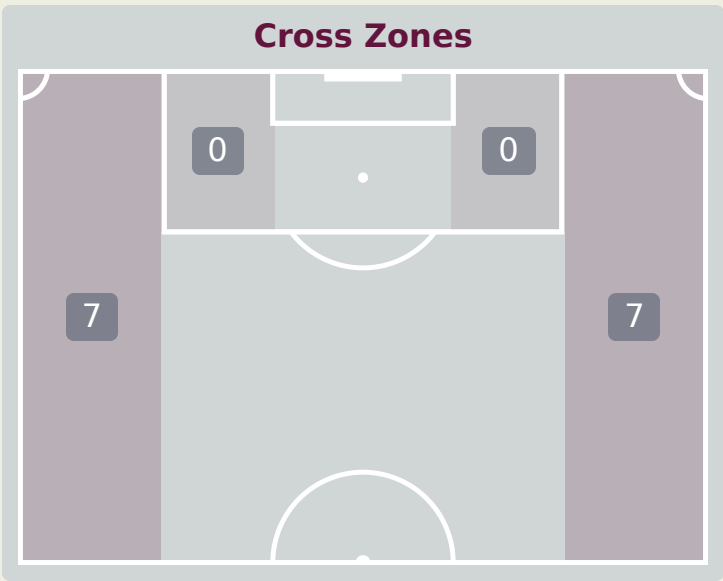
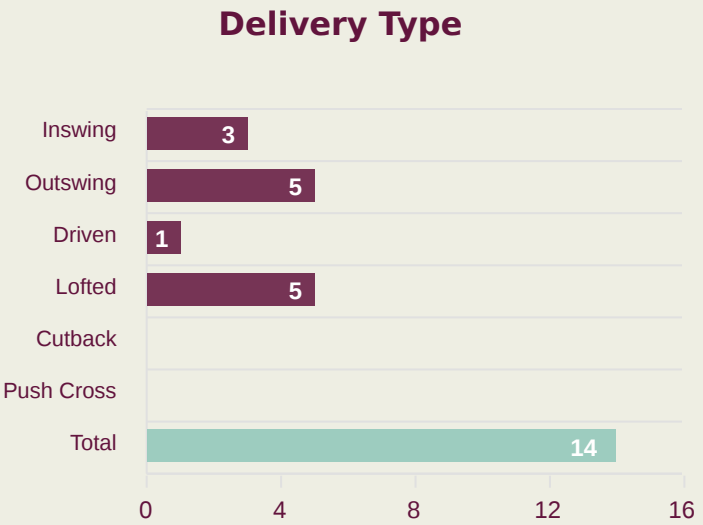
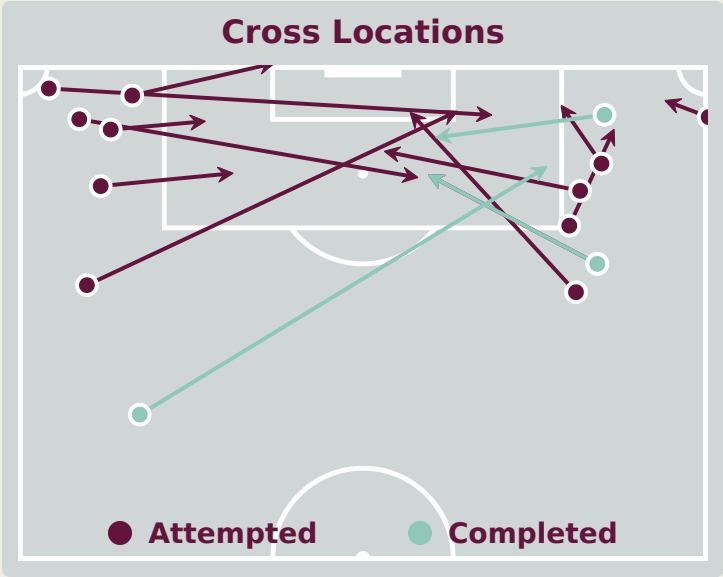


# Attempts at Goal



Time	Player	Outcome	Body Part	Delivery Type
0	2 ANGELO	Off Target	Left Foot	Other
15	5 ZE LUCAS	Off Target	Left Foot	Loose Ball
19	9 DELL	On Target - Saved	Left Foot	Pass
19	9 DELL	On Target - Goal Prevented	Right Foot	Other
32	13 VITOR FERNANDES	Off Target	Head	Cross
34	7 RUAN PABLO	Off Target	Right Foot	Freekick
41	8 TIAGO	Off Target	Right Foot	Loose Ball
47	8 TIAGO	Incomplete - Blocked	Right Foot	Pass
51	20FELIPE MORAIS	Deflected Off Target - Defensive Event	Right Foot	Pass
52	2 ANGELO	Incomplete	Right Foot	Loose Ball
52	8 TIAGO	Incomplete - Blocked	Left Foot	Loose Ball
86	5 ZE LUCAS	Off Target	Right Foot	Pass

# Crosses (Open Play)



Attempted

14

Completed

3

Most Crosses Attempted

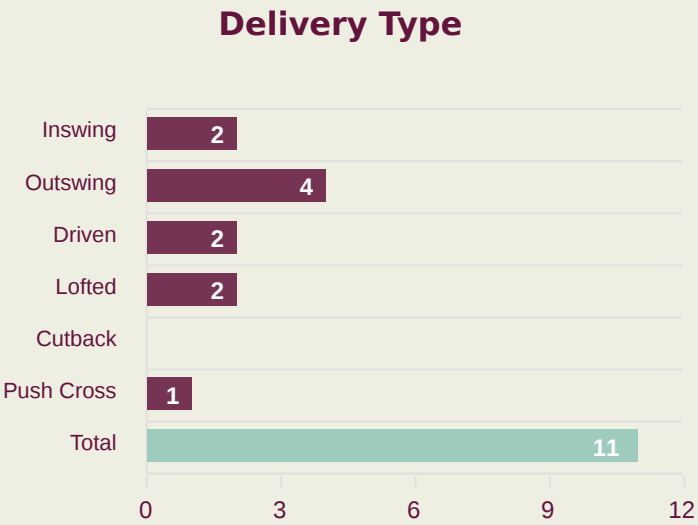
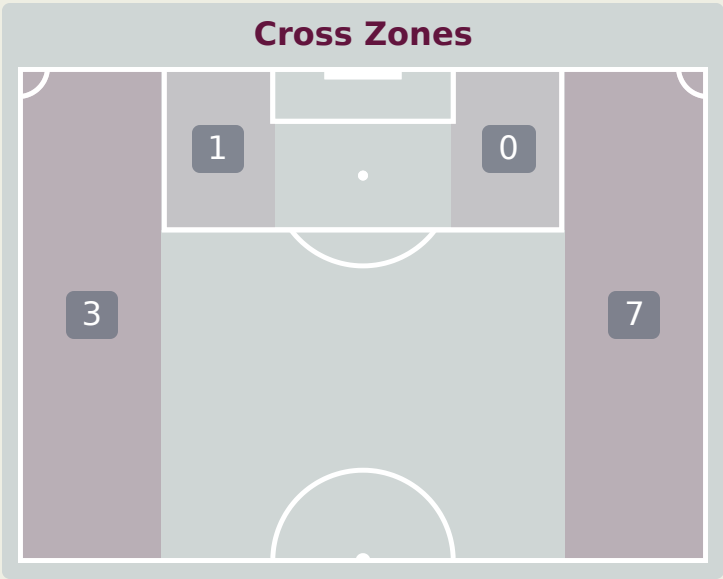
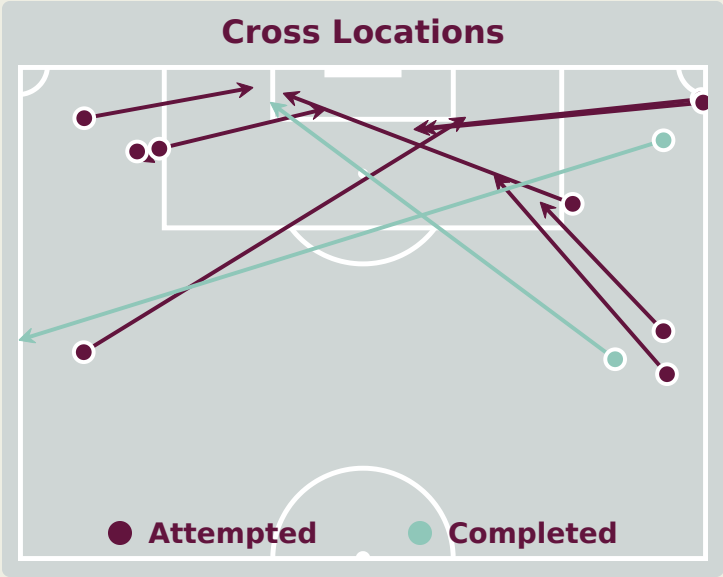
5

DUARTE CUNHA

ATTACKING MIDFIELD RIGHT

#	Player	Inswing	Outswing	Driven	Lofted	Cutback	Push Cross	Total Attempted
1	ROMARIO CUNHA	0	0	0	0	0	0	0
2	DANIEL BANJAQUI	0	0	0	0	0	0	0
3	MARTIM CHELMIK	0	0	0	0	0	0	0
4	MAURO FURTADO	0	0	0	0	0	0	0
5	JOSE NETO	0	1	0	0	0	0	1
6	RAFAEL QUINTAS	0	0	0	1	0	0	1
7	DUARTE CUNHA	1	3	0	1	0	0	5
9	ANISIO CABRAL	0	0	1	1	0	0	2
10	MATEUS MIDE	0	0	0	1	0	0	1
11	STEVAN MANUEL	1	0	0	0	0	0	1
18	BERNARDO LIMA	0	0	0	0	0	0	0
15	YOAN PEREIRA	1	0	0	0	0	0	1
16	SANTIAGO VERDI	0	1	0	0	0	0	1
17	JOAO ARAGAO	0	0	0	1	0	0	1
19	TOMAS SOARES	0	0	0	0	0	0	0
20	ZEEGA	0	0	0	0	0	0	0

# Crosses (Open Play)



**Attempted**  
**11**

**Completed**  
**2**

**Most Crosses Attempted**  
**5**  
**ANGELO**  
RIGHT BACK

#	Player	Inswing	Outswing	Driven	Lofted	Cutback	Push Cross	Total Attempted
1	JOAO PEDRO	0	0	0	0	0	0	0
2	ANGELO	0	3	1	1	0	0	5
5	ZE LUCAS	0	0	0	0	0	0	0
7	RUAN PABLO	0	0	0	0	0	0	0
8	TIAGO	1	1	0	0	0	0	2
9	DELL	0	0	0	0	0	0	0
11	KAYKE	1	0	1	0	0	1	3
13	VITOR FERNANDES	0	0	0	0	0	0	0
14	LUCCAS RAMON	0	0	0	0	0	0	0
15	LUIS PACHECO	0	0	0	0	0	0	0
20	FELIPE MORAIS	0	0	0	1	0	0	1
10	GABRIEL MEC	0	0	0	0	0	0	0
17	PIETRO TAVARES	0	0	0	0	0	0	0

# Offering to Receive

305

Total Offers Made

81

Total Offers Received

Most Offers

47

DANIEL BANJAQUI

RIGHT BACK

97

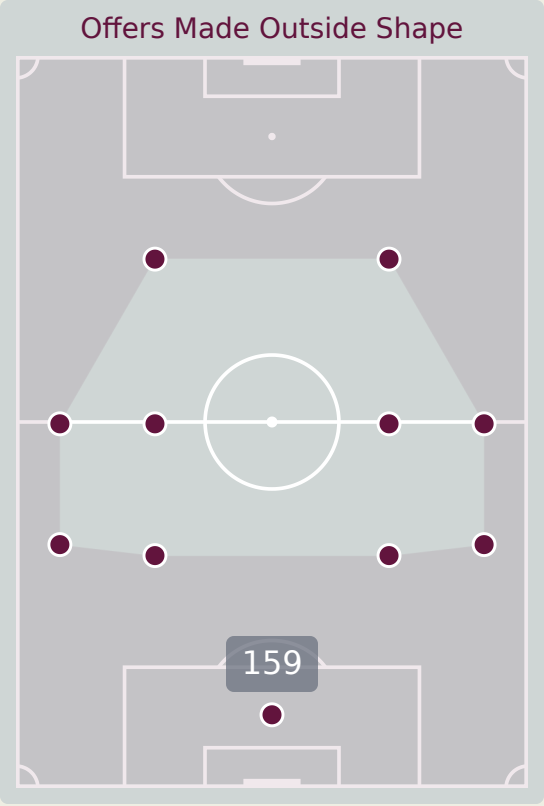
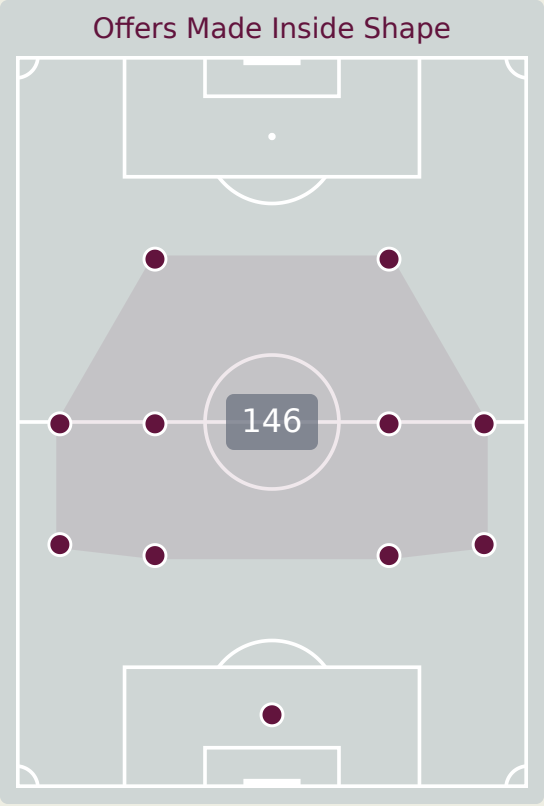
Offers Made in Final Third

170

Offers Made in Middle Third

38

Offers Made in Defensive Third



Portugal

#	Player	Offers Made	Offers Received	% Made & Received
1	ROMARIO CUNHA	2	1	50%
2	DANIEL BANJAQUI	47	13	27.7%
3	MARTIM CHELMIK	0	0	0%
4	MAURO FURTADO	6	1	16.7%
5	JOSE NETO	15	4	26.7%
6	RAFAEL QUINTAS	34	8	23.5%
7	DUARTE CUNHA	28	11	39.3%
9	ANISIO CABRAL	10	6	60%
10	MATEUS MIDE	38	11	28.9%
11	STEVAN MANUEL	13	0	0%
18	BERNARDO LIMA	45	11	24.4%
15	YOAN PEREIRA	6	2	33.3%
16	SANTIAGO VERDI	32	10	31.2%
17	JOAO ARAGAO	15	1	6.7%
19	TOMAS SOARES	7	2	28.6%
20	ZEEGA	7	0	0%

# Offering to Receive



140

Total Offers Made

33

Total Offers Received

Most Offers

37

ZE LUCAS

DEFENSIVE MIDFIELD CENTRE

63

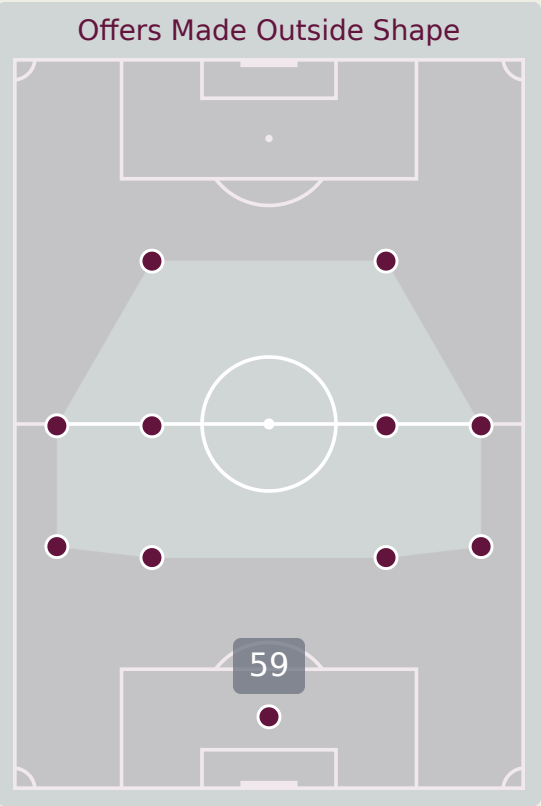
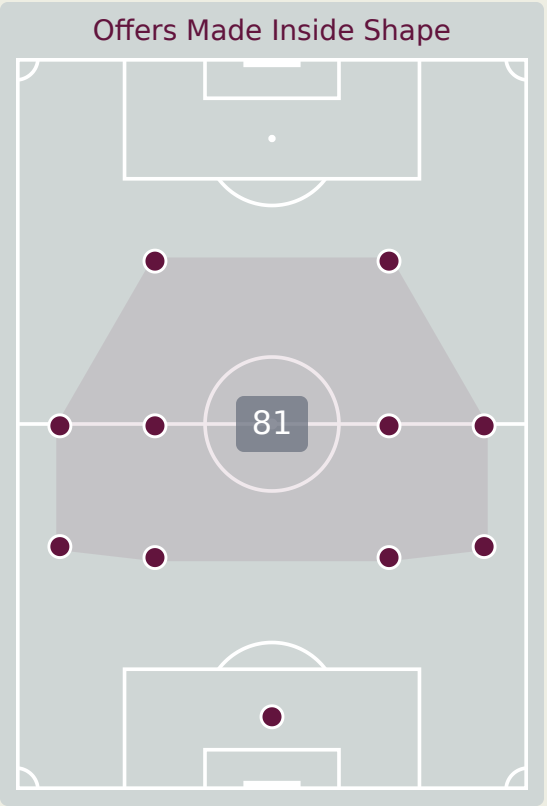
Offers Made in Final Third

66

Offers Made in Middle Third

11

Offers Made in Defensive Third



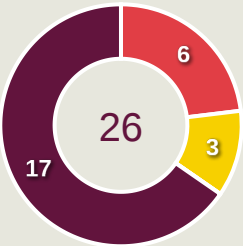
#	Player	Offers Made	Offers Received	% Made & Received
1	JOAO PEDRO	1	1	100%
2	ANGELO	32	3	9.4%
5	ZE LUCAS	37	7	18.9%
7	RUAN PABLO	10	4	40%
8	TIAGO	10	6	60%
9	DELL	15	2	13.3%
11	KAYKE	8	2	25%
13	VITOR FERNANDES	1	1	100%
14	LUCCAS RAMON	1	0	0%
15	LUIS PACHECO	5	0	0%
20	FELIPE MORAIS	17	6	35.3%
10	GABRIEL MEC	3	1	33.3%
17	PIETRO TAVARES	0	0	0%

# Movement to Receive

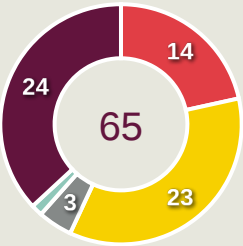


Movement Types by Phase

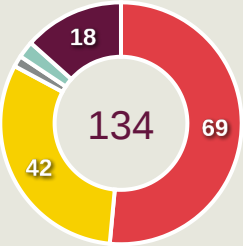
Final Third Phase



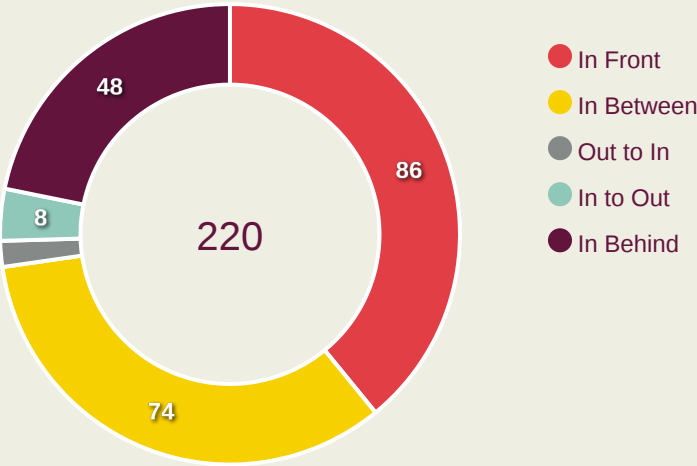
Progression Phase



Build Up Phase



All Movement Types

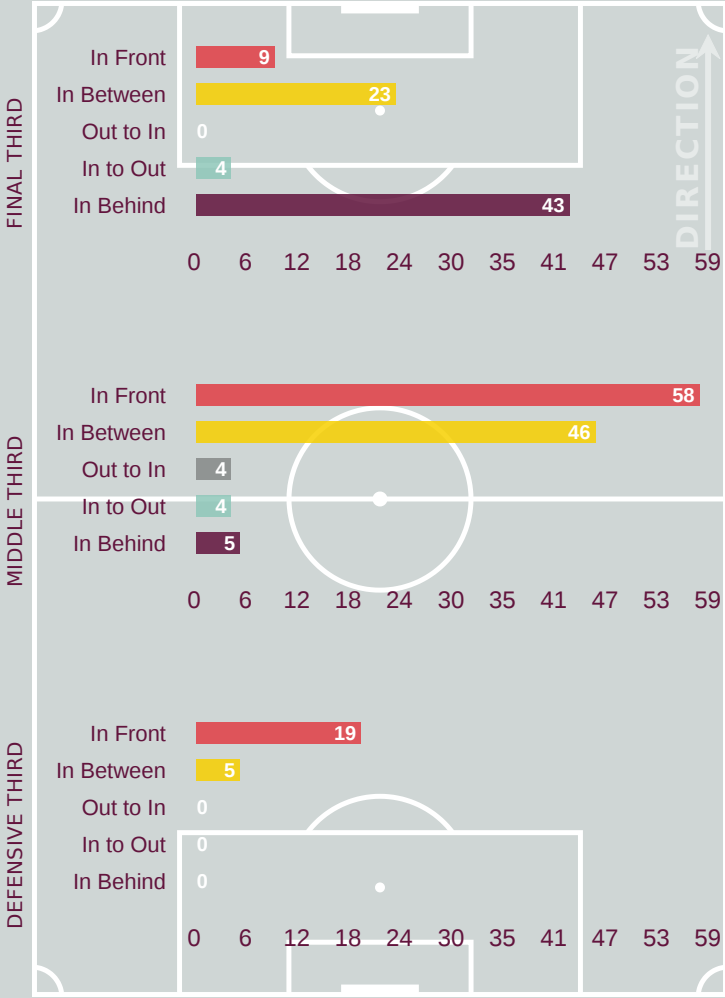


- In Front
- In Between
- Out to In
- In to Out
- In Behind

Top Ranked Players

Type	Player	Movements
In Front	18 BERNARDO LIMA	22
In Between	10 MATEUS MIDE	16
Out to In	7 DUARTE CUNHA	1
In to Out	10 MATEUS MIDE	3
In Behind	7 DUARTE CUNHA	11

Movement Types Pitch Third

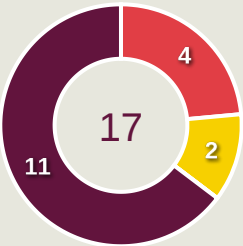


# Movement to Receive

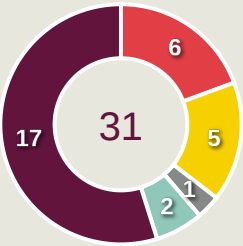


Movement Types by Phase

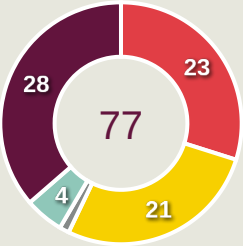
Final Third Phase



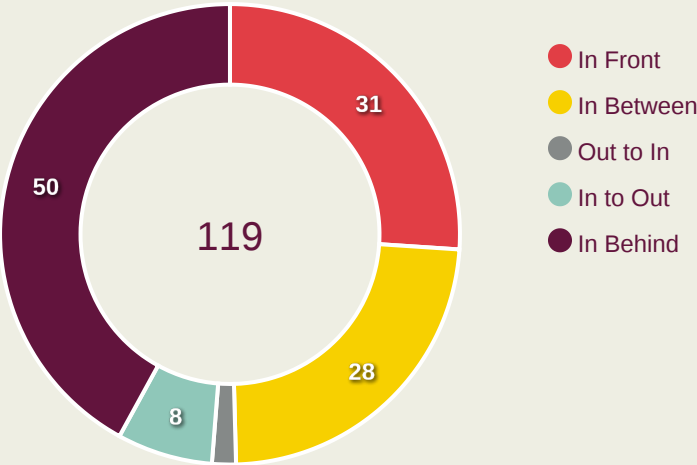
Progression Phase



Build Up Phase



All Movement Types

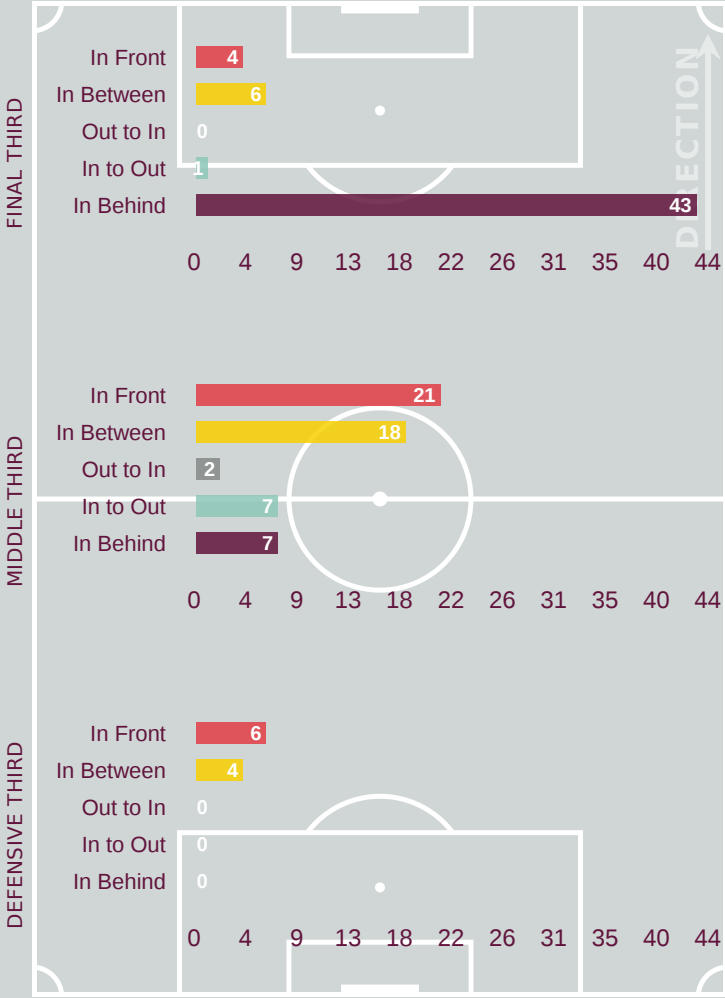


- In Front
- In Between
- Out to In
- In to Out
- In Behind

Top Ranked Players

Type	Player	Movements
In Front	5 ZE LUCAS	19
In Between	5 ZE LUCAS	16
Out to In	15 LUIS PACHECO	1
In to Out	5 ZE LUCAS	2
In Behind	2 ANGELO	20

Movement Types Pitch Third





# OUT OF POSSESSION



**Portugal v Brazil**



# Defensive Actions

34

Forced Turnovers

50

Possession Regained

7

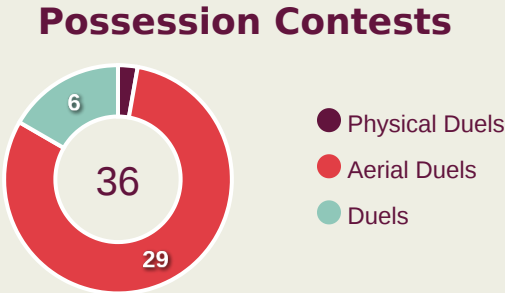
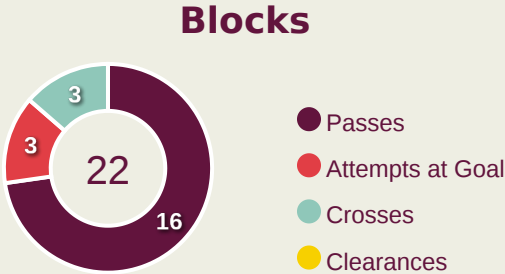
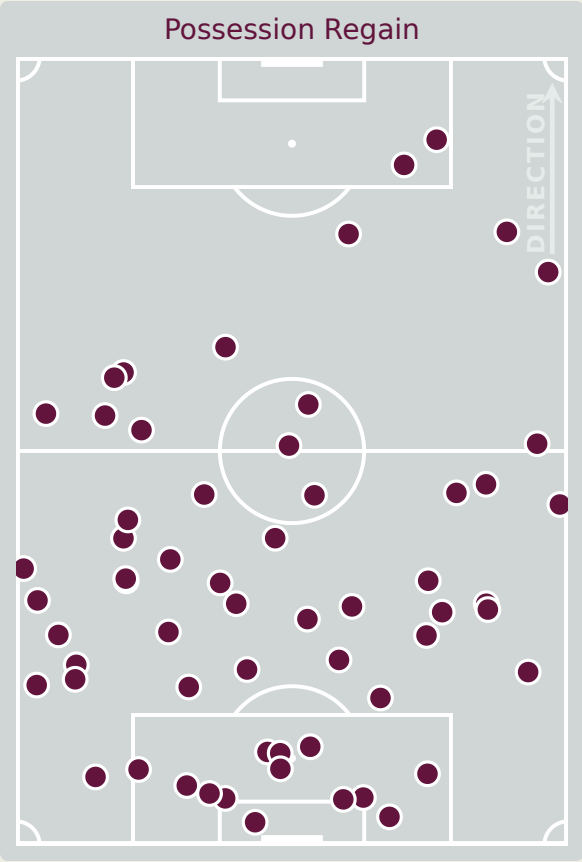
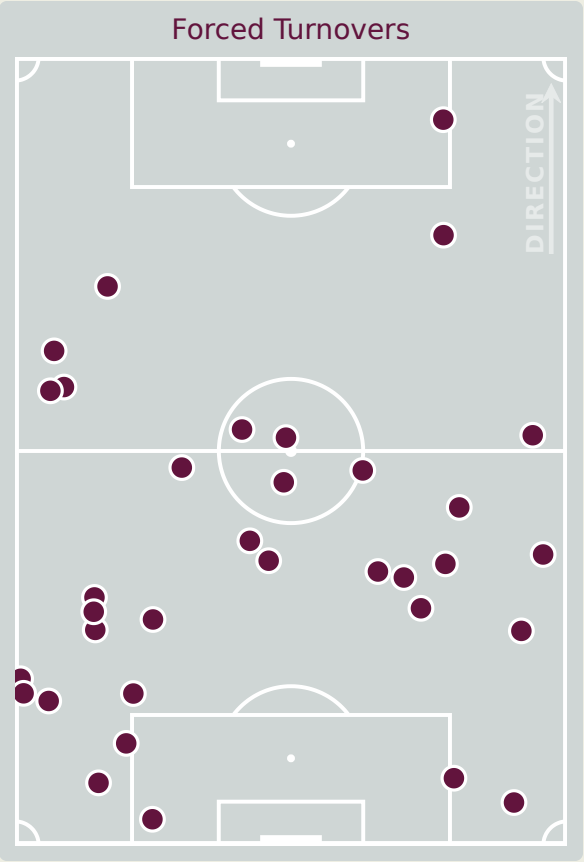
Interceptions

27

Tackles

3.46

Possession Actions / Defensive Action



Most Possession Regains

9

JOSE NETO  
LEFT BACK

Portugal

#	Player	Total Possession Regains
1	ROMARIO CUNHA	7
2	DANIEL BANJAQUI	5
3	MARTIM CHELMIK	3
4	MAURO FURTADO	8
5	JOSE NETO	9
6	RAFAEL QUINTAS	2
7	DUARTE CUNHA	1
9	ANISIO CABRAL	1
10	MATEUS MIDE	1
11	STEVAN MANUEL	3
18	BERNARDO LIMA	2
15	YOAN PEREIRA	2
16	SANTIAGO VERDI	4
17	JOAO ARAGAO	2
19	TOMAS SOARES	0
20	ZEEGA	0

# Defensive Actions

37

Forced Turnovers

36

Possession Regained

2

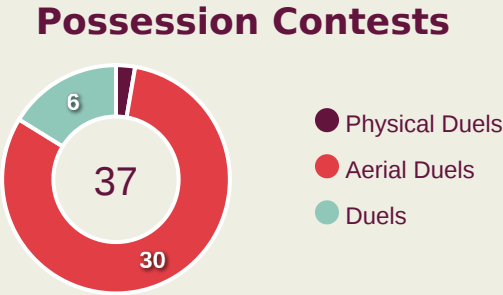
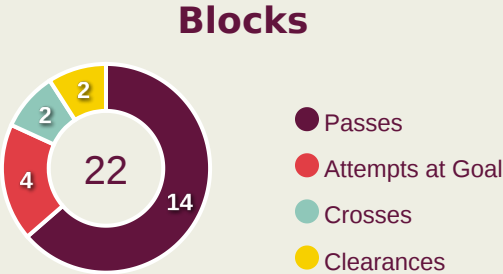
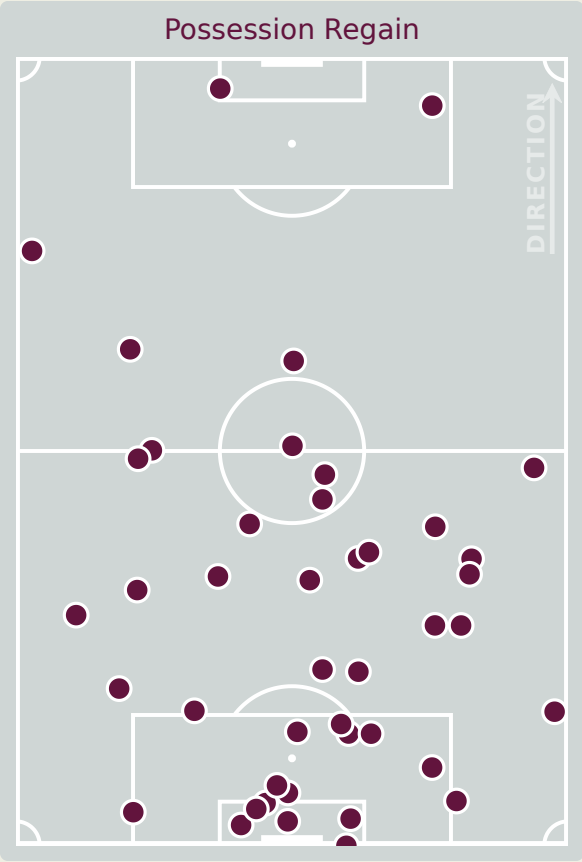
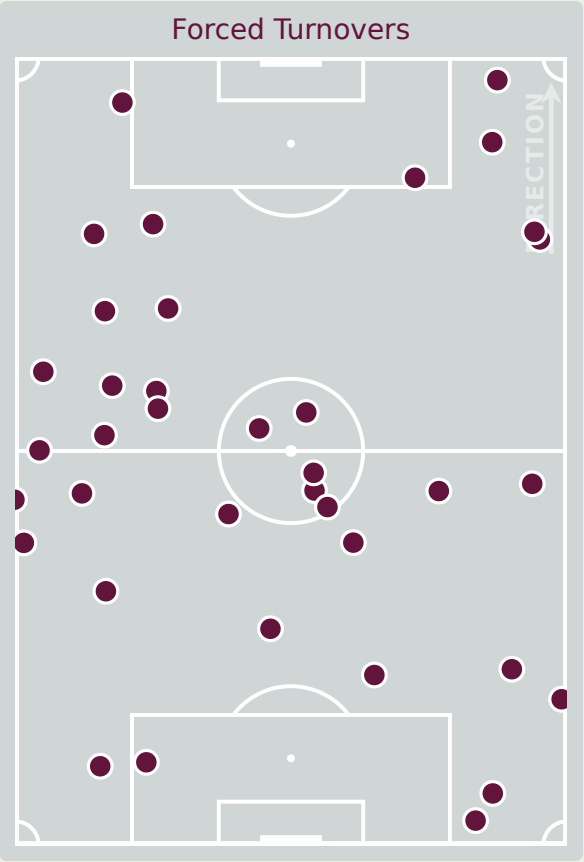
Interceptions

22

Tackles

2.58

Possession Actions / Defensive Action



Most Possession Regains

9

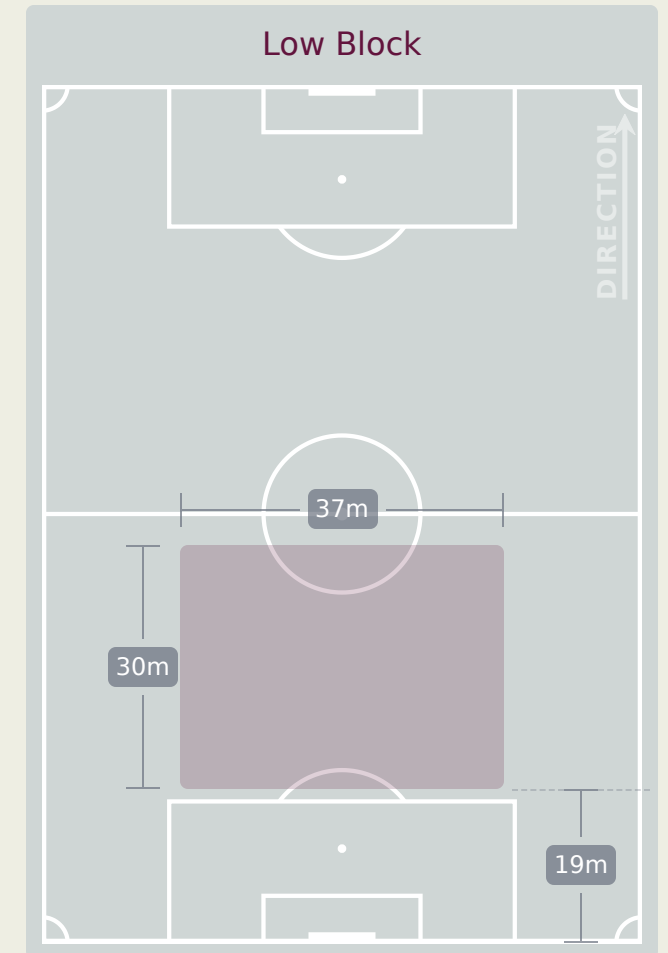
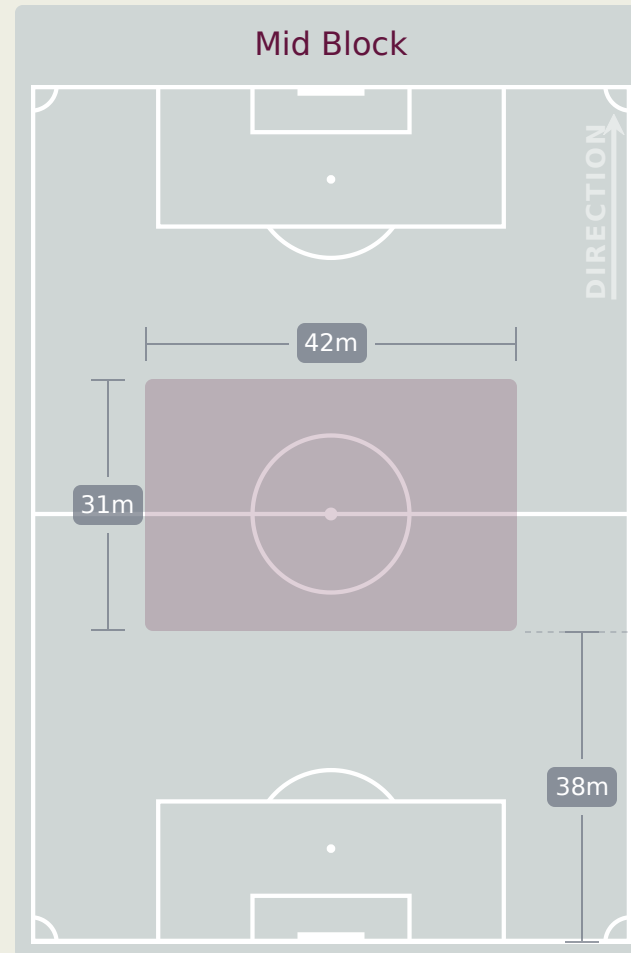
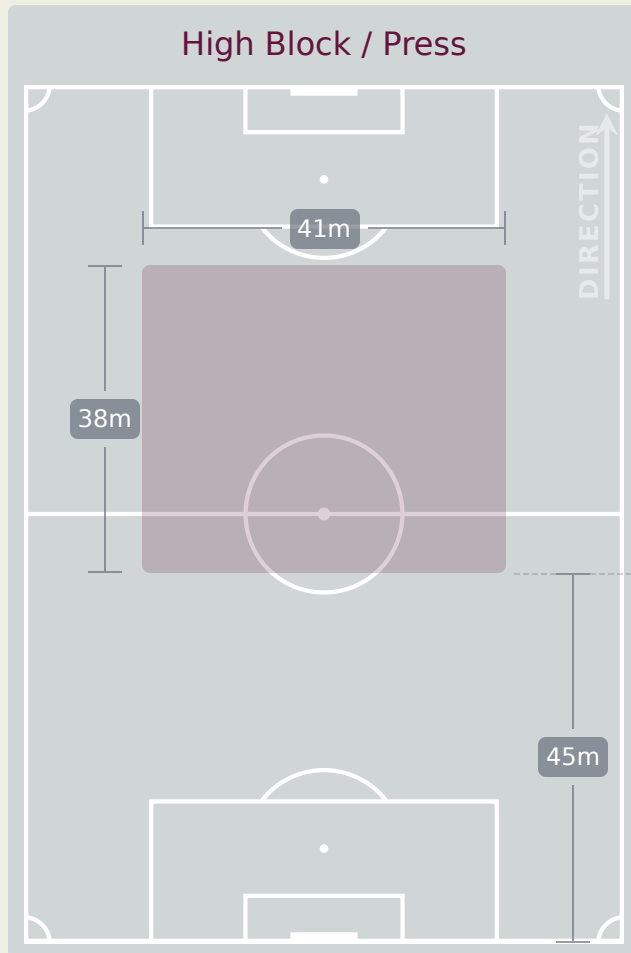
JOAO PEDRO  
GOALKEEPER



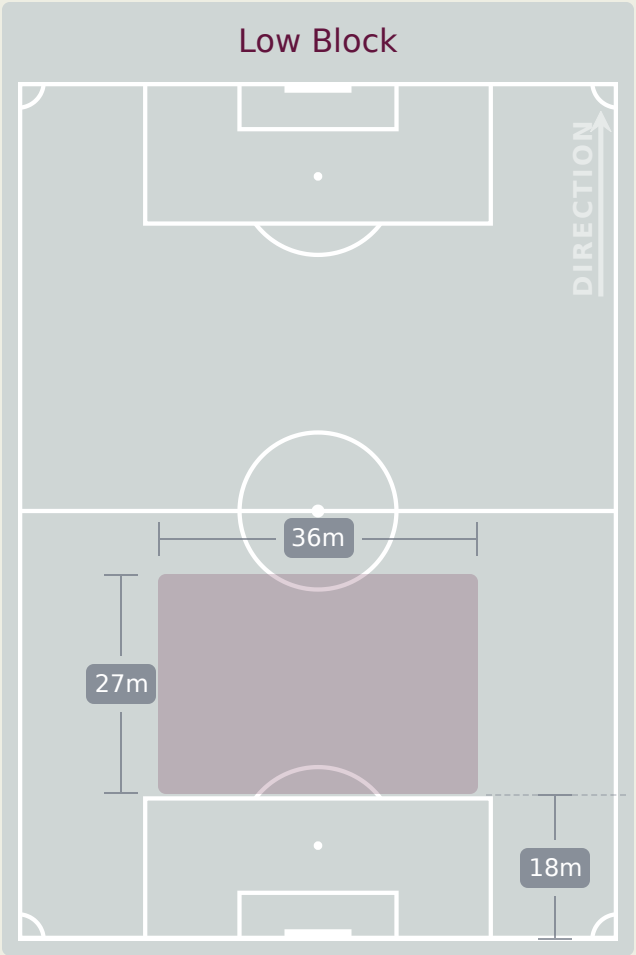
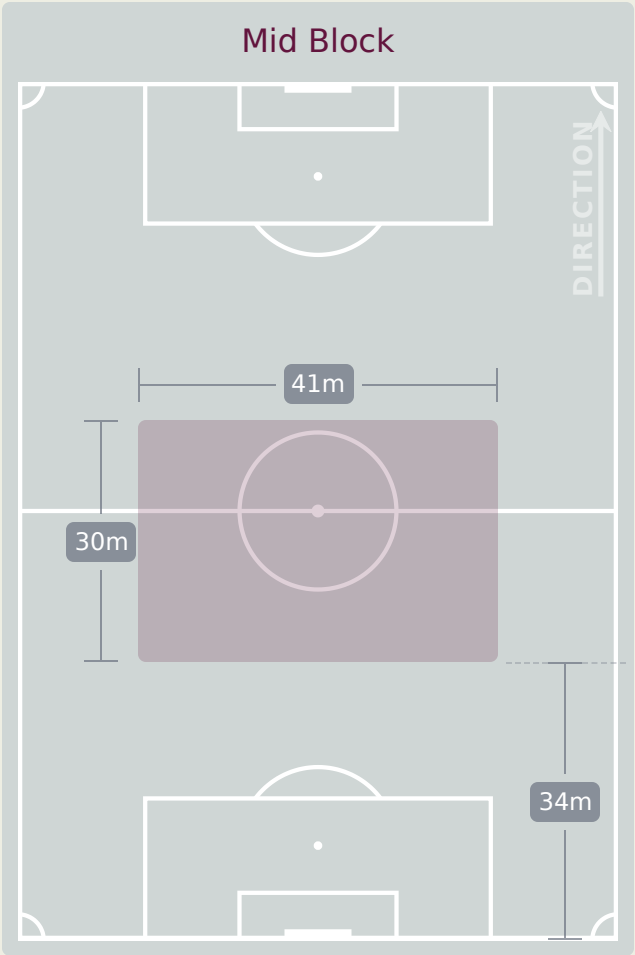
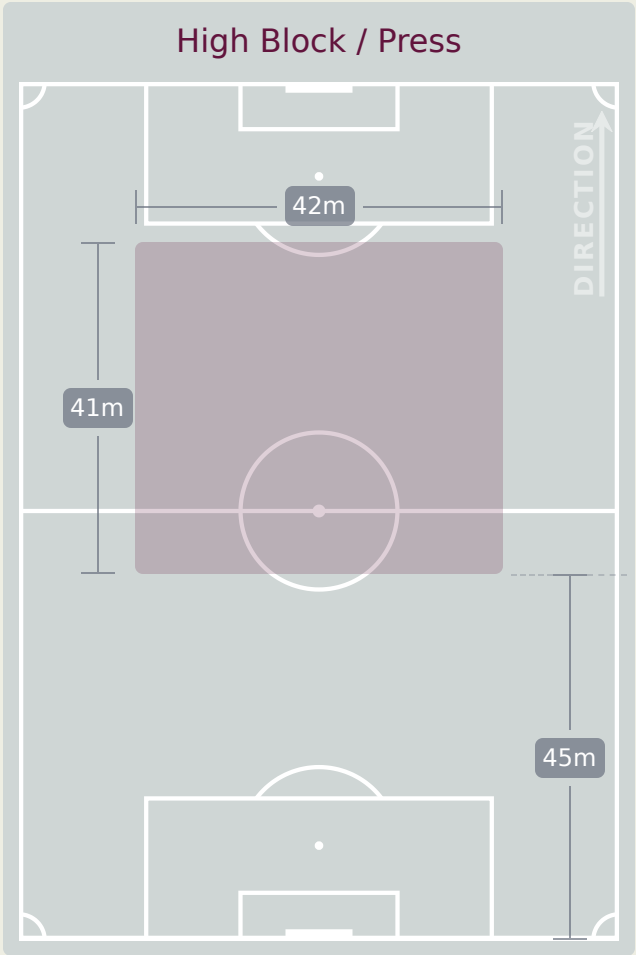
#	Player	Total Possession Regains
1	JOAO PEDRO	9
2	ANGELO	3
5	ZE LUCAS	4
7	RUAN PABLO	1
8	TIAGO	4
9	DELL	1
11	KAYKE	2
13	VITOR FERNANDES	6
14	LUCCAS RAMON	2
15	LUIS PACHECO	2
20	FELIPE MORAIS	2
10	GABRIEL MEC	0
17	PIETRO TAVARES	0

# Defensive Line Height & Team Length

Portugal



# Defensive Line Height & Team Length



# Defensive Pressure



Portugal



145	Total Pressures	170
40	Direct Pressures	38
1.79s	Avg Pressure Duration	1.55s
34	Forced Turnovers	37
14.34s	Ball Recovery Time	14.07s
42	Pushing on into Pressing	70
98	Pushing on	160
22	Pressing Direction Inside	30
79	Pressing Direction Outside	102

Most Direct Pressures

7

JOSE NETO  
LEFT BACK

Most Direct Pressures

7

TIAGO  
RIGHT CENTRE MIDFIELD

Brazil





# GOALKEEPING



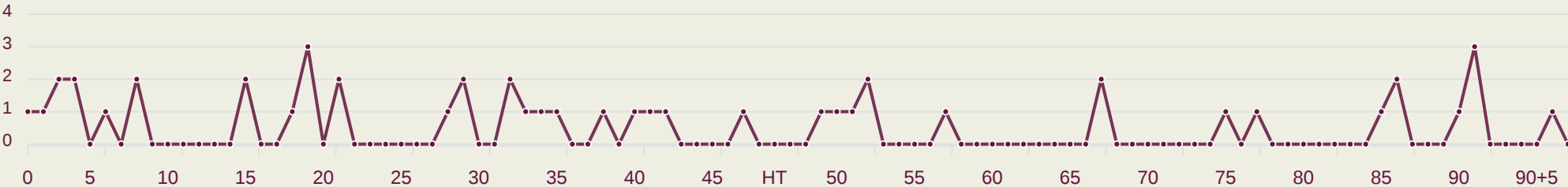
**Portugal v Brazil**

# Goalkeeping Involvement



Portugal

Portugal GK Involvement Timeline



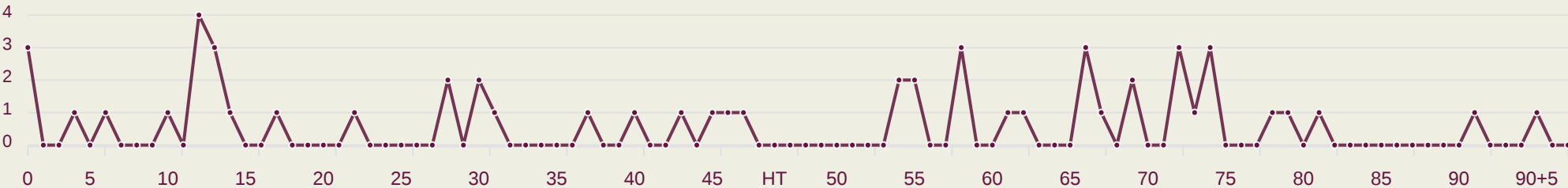
50

Total Involvements



Brazil

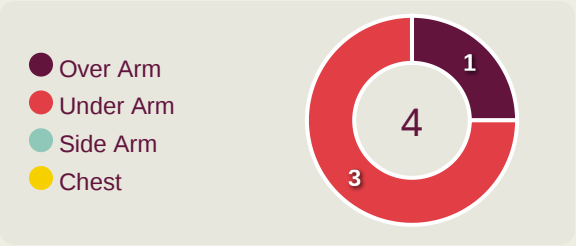
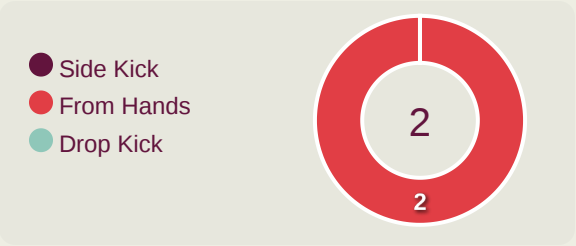
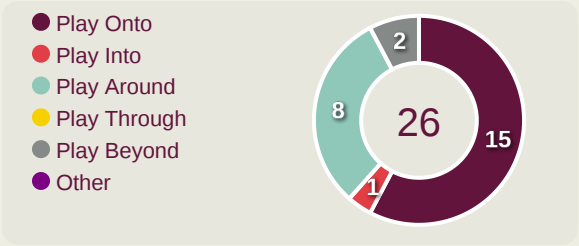
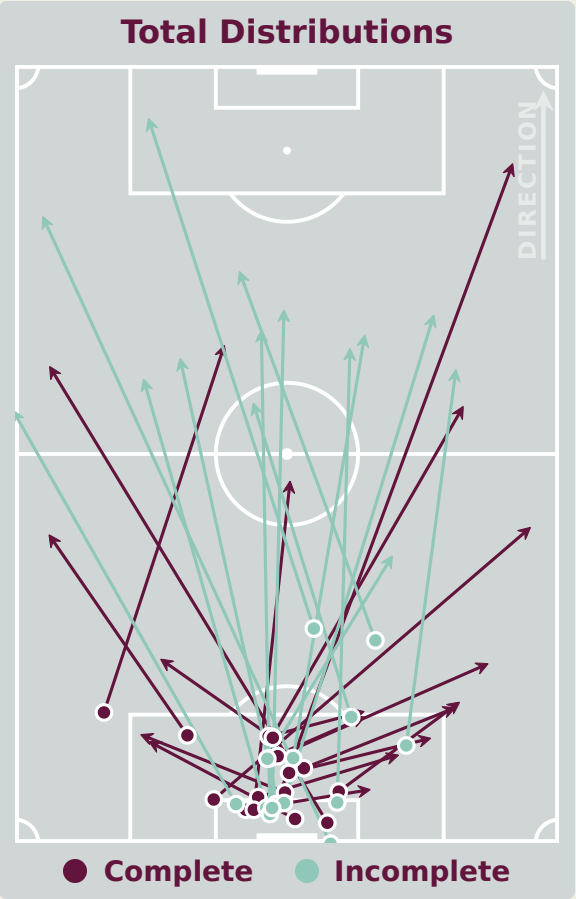
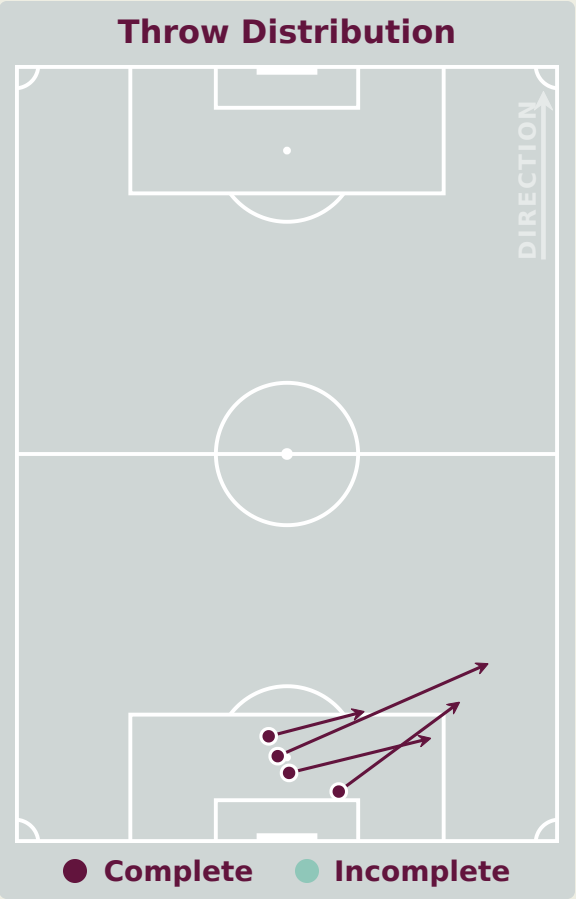
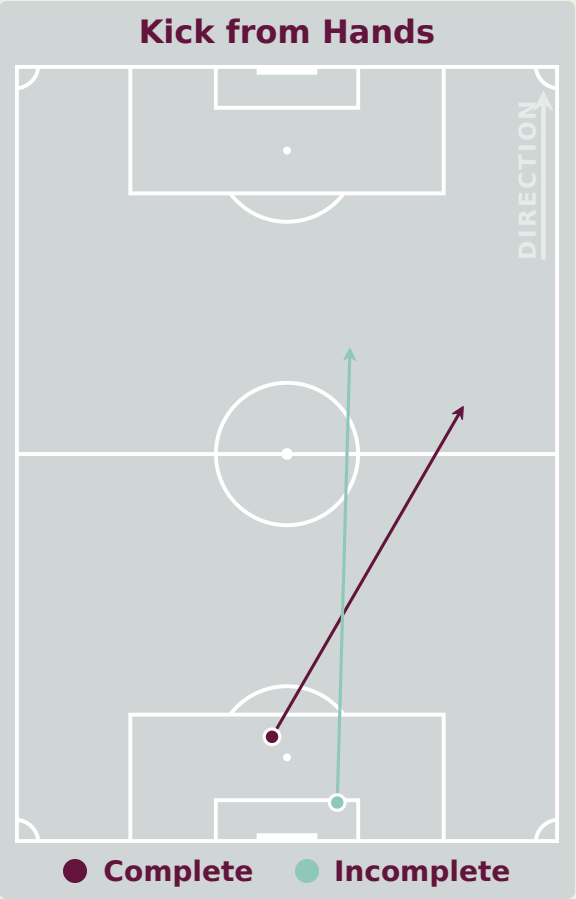
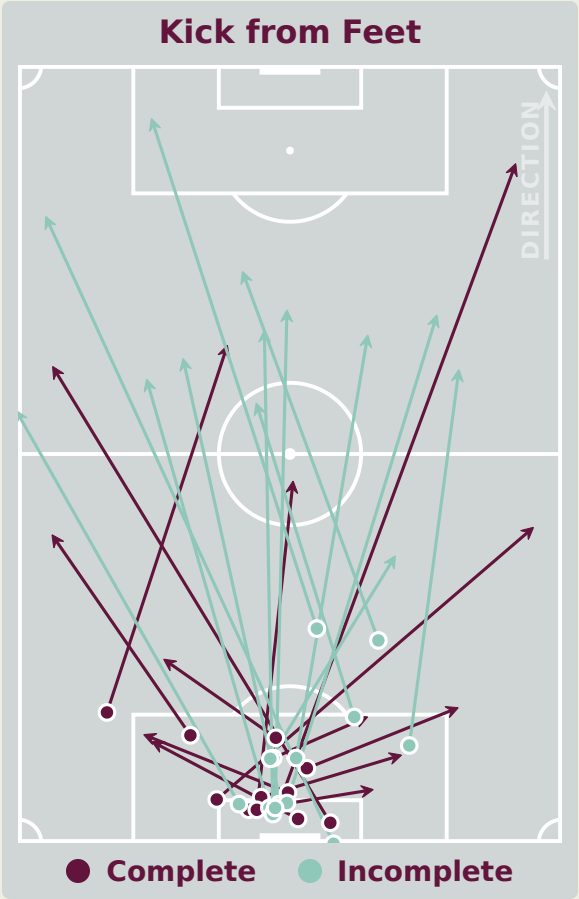
Brazil GK Involvement Timeline



54

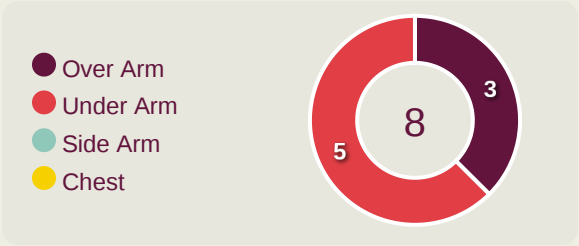
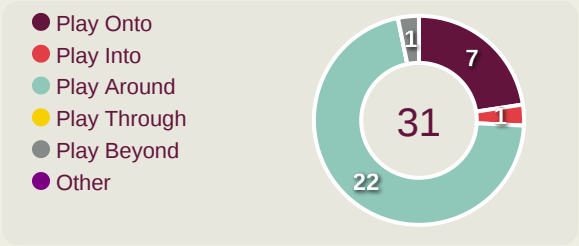
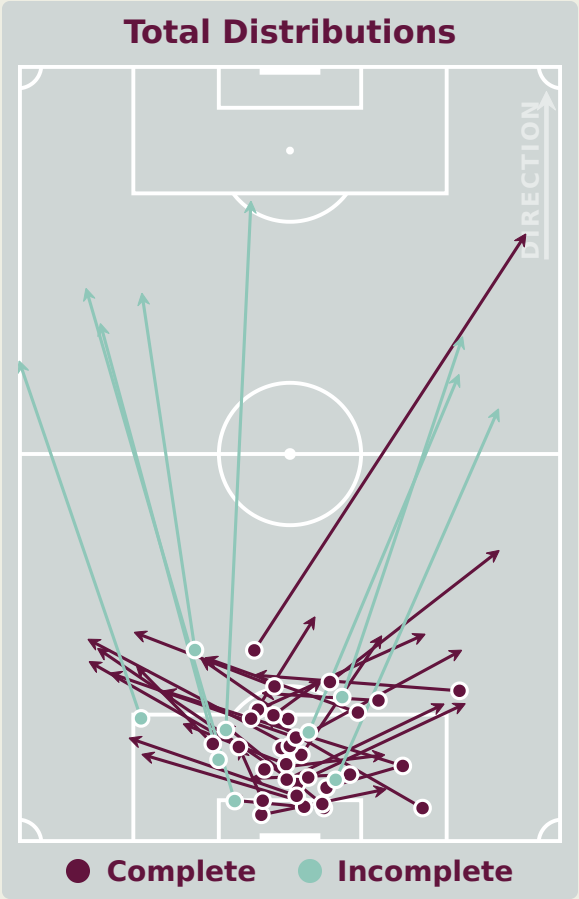
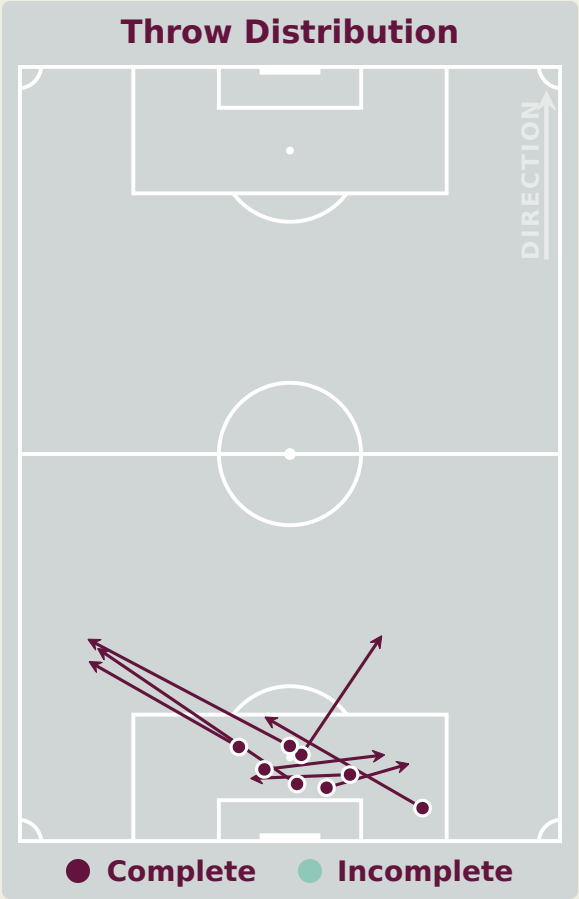
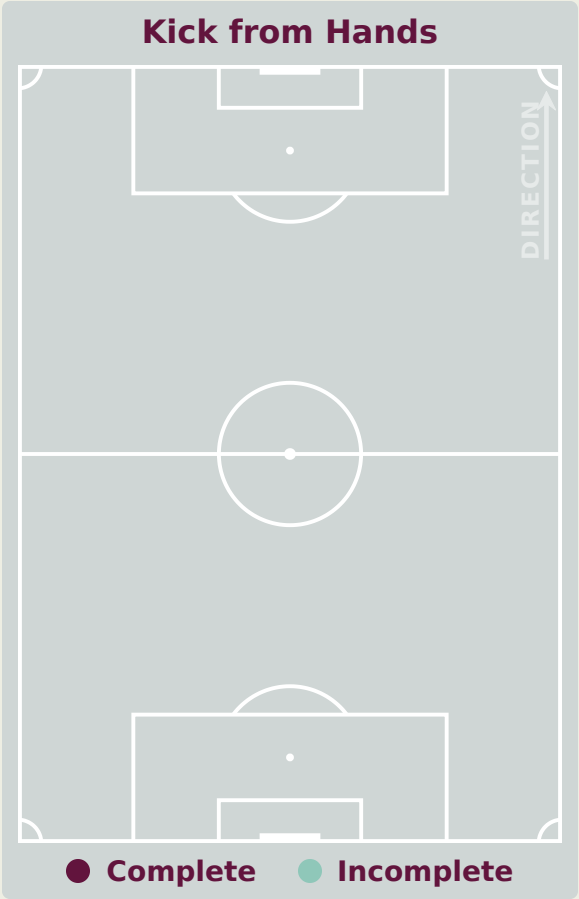
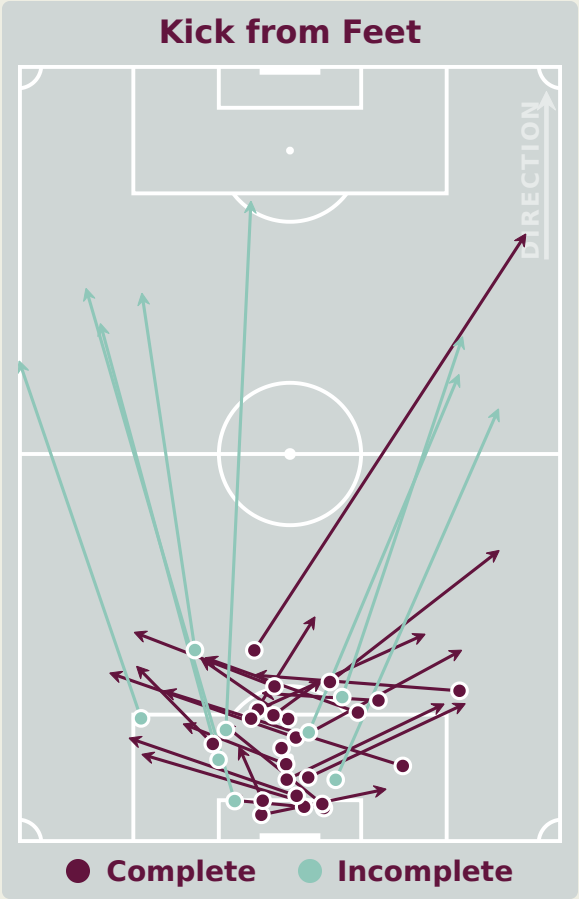
Total Involvements

# Goalkeeping Distribution

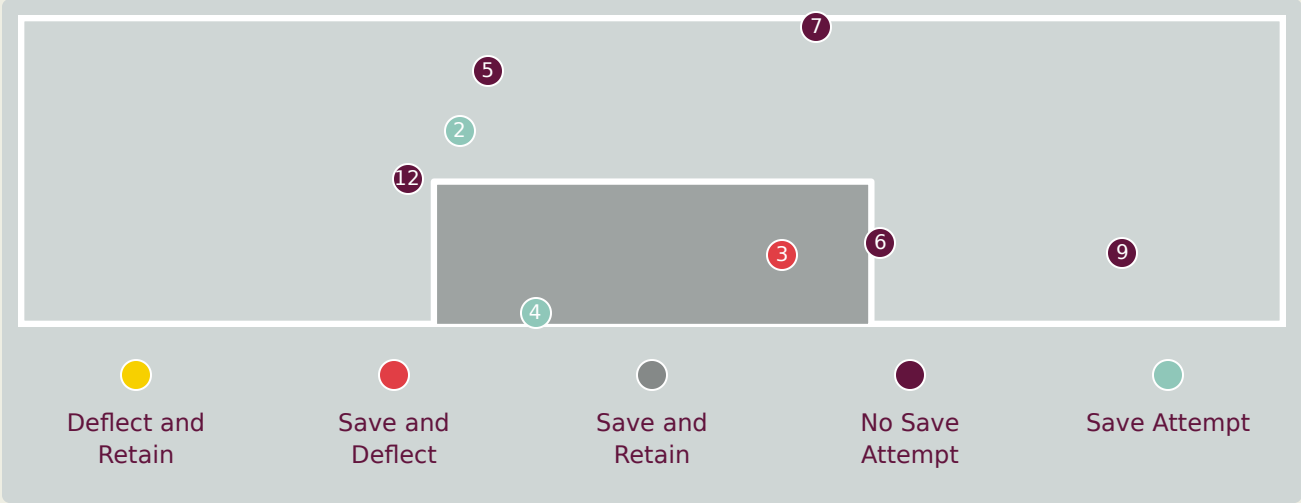
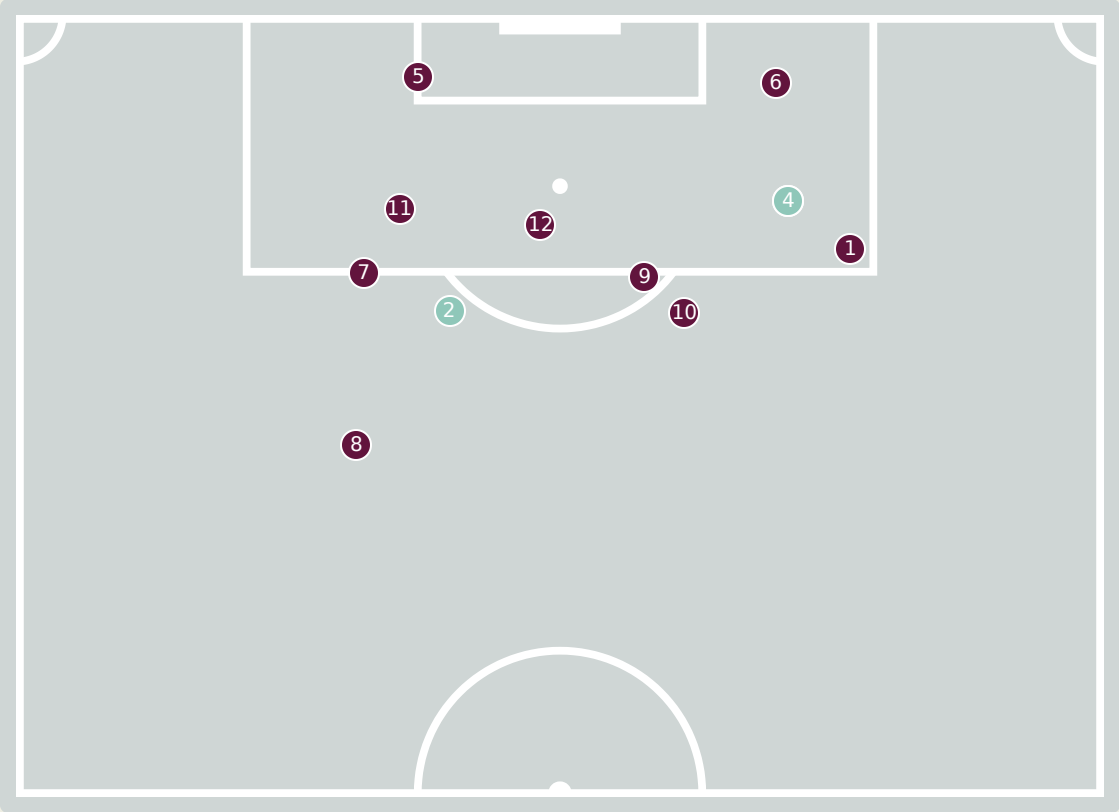




# Goalkeeping Distribution



Goal Prevention

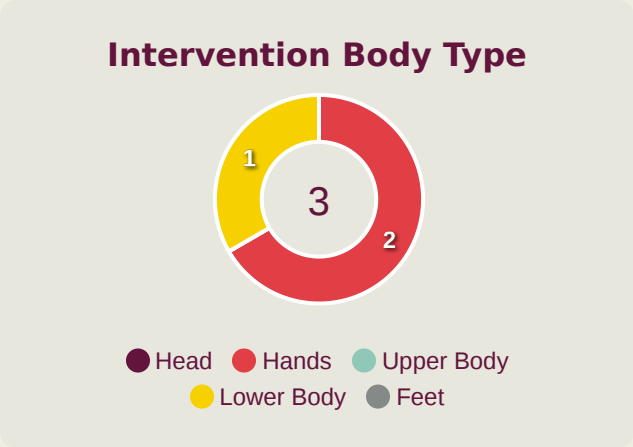
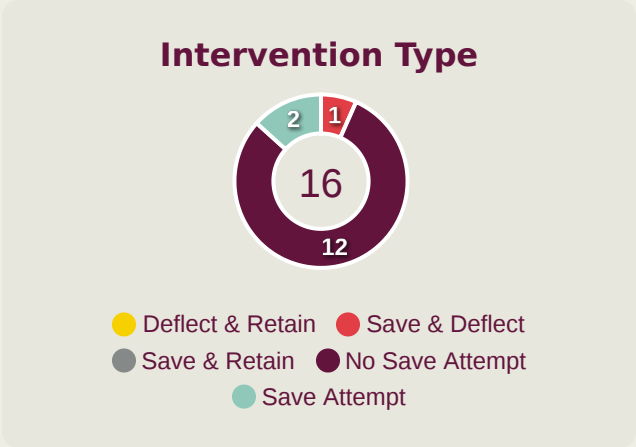


15

Total Attempts on Goal Faced

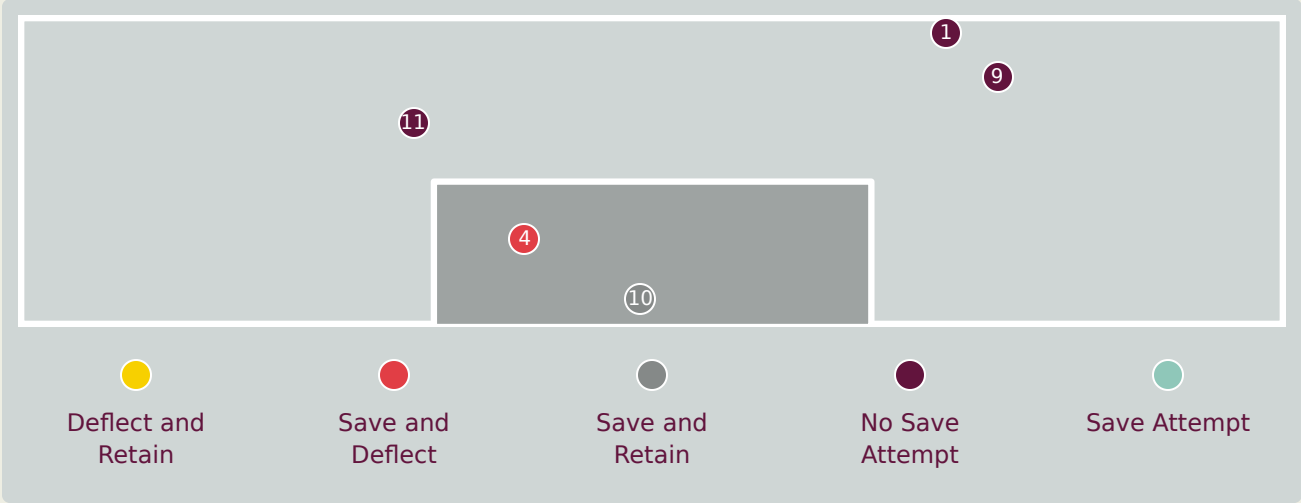
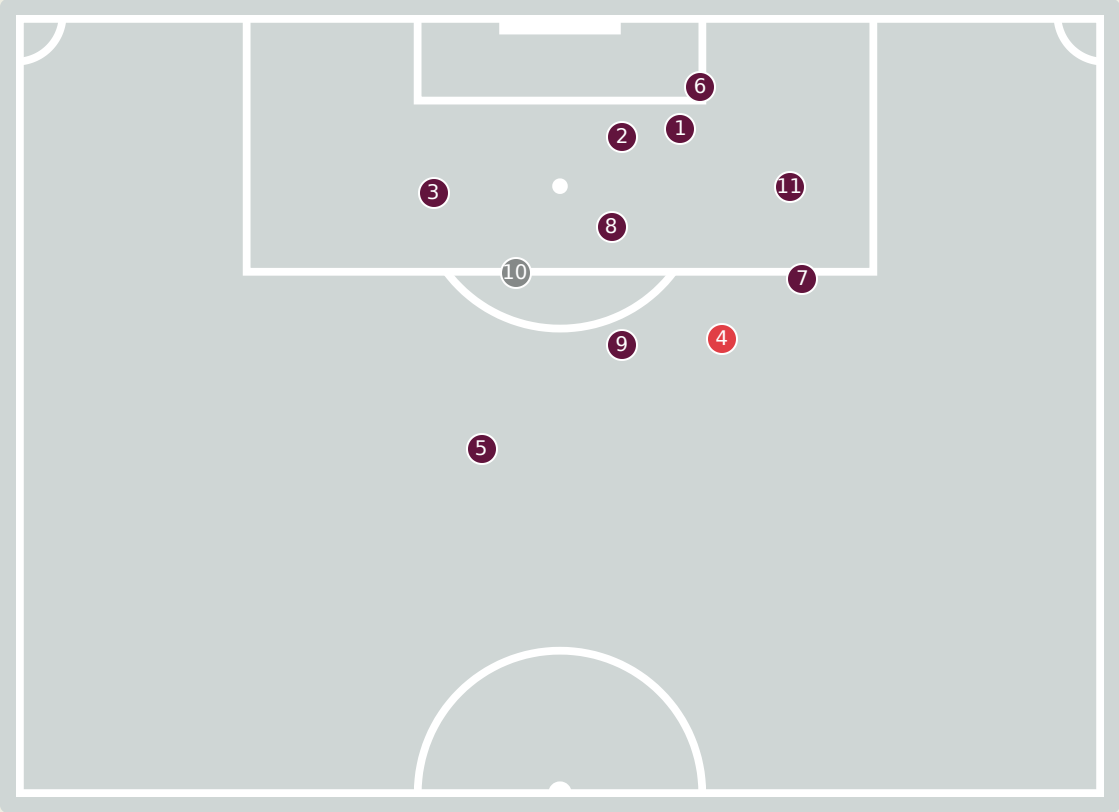
100

Save %



Total Attempts on Goal Faced	Total Goal Interventions	Save & Retain	Deflect & Retain	Save & Deflect	Save Attempt	No Save Attempt
15	1	0	0	1	2	12

Goal Prevention

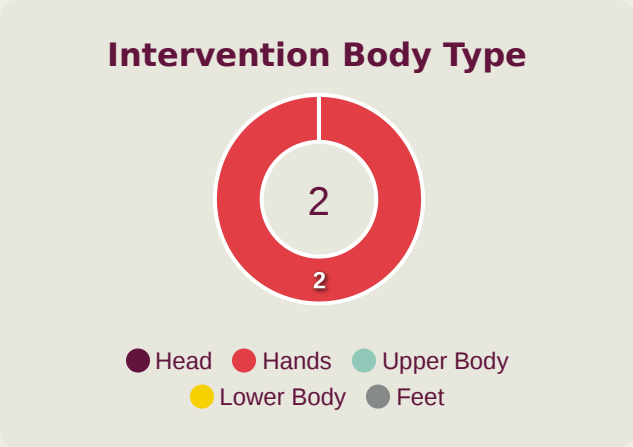
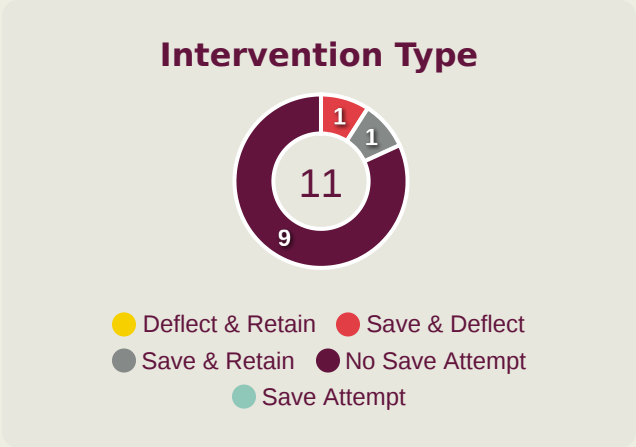


11

Total Attempts on Goal Faced

100

Save %



Total Attempts on Goal Faced	Total Goal Interventions	Save & Retain	Deflect & Retain	Save & Deflect	Save Attempt	No Save Attempt
11	2	1	0	1	0	9

# Aerial Control



1

Total Interventions

0

Complete

0

Punches

0

Incomplete

0

Complete

0

Claims

0

Incomplete

0

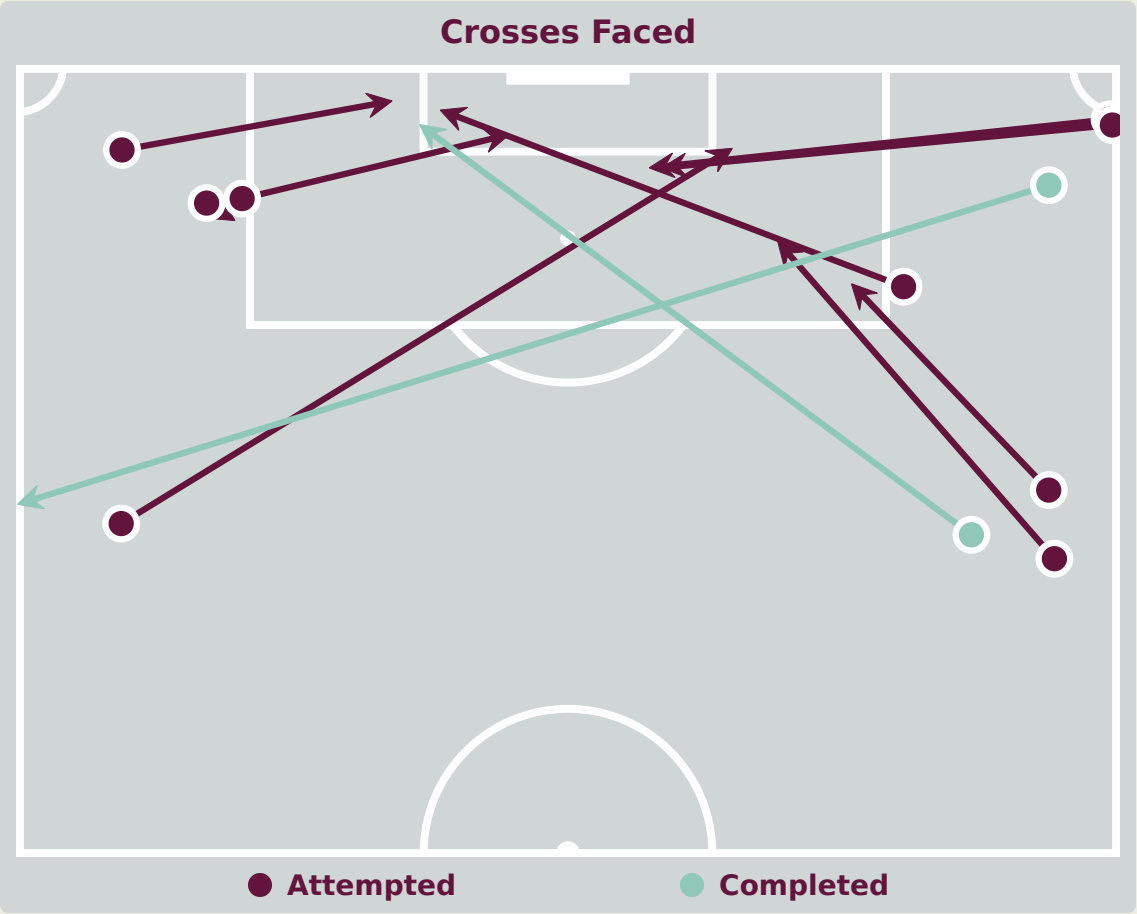
Complete

1

Tipped/Palmed

0

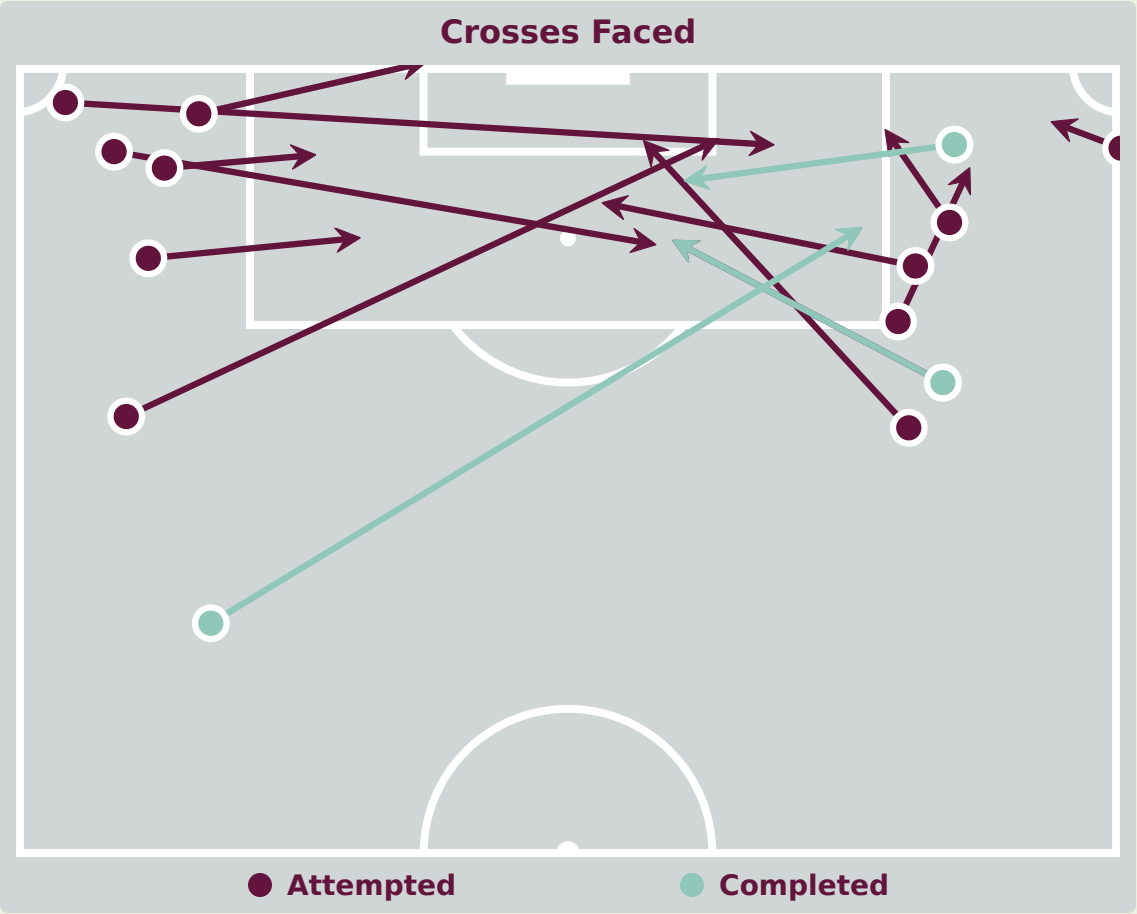
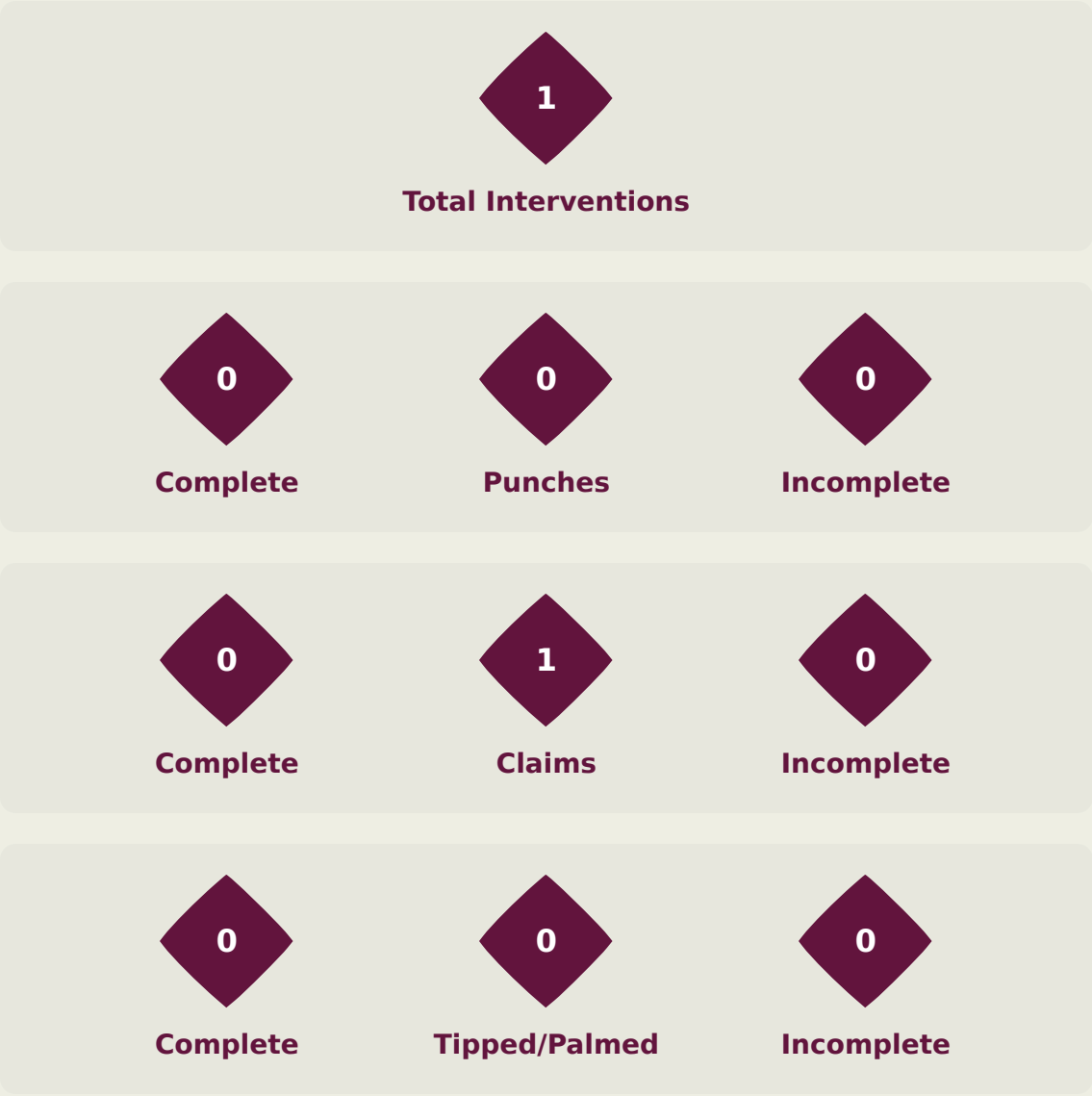
Incomplete



Delivery Types Faced

Total	In Swing	Out Swing	Driven	Lofted	Cutback	Push
13	3	4	2	3	0	1

# Aerial Control



**Delivery Types Faced**

Total	In Swing	Out Swing	Driven	Lofted	Cutback	Push
16	5	5	1	5	0	0



# SET PLAYS




**Portugal v Brazil**

# Set Plays

Portugal





Free Kicks	
Type	Total
Direct	18
Direct (on target)	1
Direct (off target)	0
Indirect	2

Corners			
Delivery Type	From Left Side	From Right Side	Total
Direct to Area	0	2	2
Short	0	1	1
Edge of Penalty Area	0	0	0

Corners	
Delivery Style	Total
Inswing	2
Outswing	0
Driven	0
Lofted	0

# Set Plays



39

Total Set Plays

17

Total Free Kicks

0

Total Penalties

3

Total Corners

19

Total Throw Ins

Free Kicks	
Type	Total
Direct	17
Direct (on target)	0
Direct (off target)	0
Indirect	0

Corners			
Delivery Type	From Left Side	From Right Side	Total
Direct to Area	0	2	2
Short	0	1	1

Edge of Penalty Area	0	0	0
----------------------	---	---	---

Corners	
Delivery Style	Total
Inswing	1
Outswing	0
Driven	0
Lofted	1





# INDIVIDUAL DATA IN POSSESSION



**Portugal v Brazil**

In Possession - Distributions

Portugal



#	Player	Passes Attempted	Passes Completed	Pass Completion %	Switches of Play	Crosses Attempted	Crosses Completed	Line Breaks Attempted	Line Breaks Completed	Line Break Completion %	Ball Progressions	Take Ons	Step Ins	Attempts at Goal	Goals
1	ROMARIO CUNHA	32	18	56%	0	0	0	16	7	44%	0	0	0	0	0
2	DANIEL BANJAQUI	42	33	79%	1	0	0	14	9	64%	1	1	0	0	0
3	MARTIM CHELMIK	59	55	93%	0	0	0	14	10	71%	0	0	0	0	0
4	MAURO FURTADO	40	34	85%	1	2	1	13	9	69%	5	2	3	1	0
5	JOSE NETO	39	33	85%	0	1	0	16	12	75%	4	4	0	0	0
6	RAFAEL QUINTAS	22	18	82%	0	1	1	8	4	50%	0	0	0	1	0
7	DUARTE CUNHA	19	9	47%	1	5	2	8	1	12%	2	2	0	0	0
9	ANISIO CABRAL	10	6	60%	0	2	0	3	1	33%	0	0	0	4	0
10	MATEUS MIDE	20	15	75%	0	1	0	4	4	100%	2	2	0	3	0
11	STEVAN MANUEL	10	8	80%	0	1	0	3	1	33%	2	2	0	1	0
18	BERNARDO LIMA	33	29	88%	0	0	0	6	4	67%	1	1	0	0	0
15	YOAN PEREIRA	9	8	89%	0	1	0	2	2	100%	2	2	0	0	0
16	SANTIAGO VERDI	17	14	82%	0	1	0	4	2	50%	0	0	0	1	0
17	JOAO ARAGAO	6	4	67%	0	1	0	3	3	100%	3	3	0	0	0
19	TOMAS SOARES	4	3	75%	0	0	0	0	0	0%	0	0	0	0	0
20	ZEEGA	1	1	100%	0	0	0	1	1	100%	0	0	0	0	0

In Possession - Offers & Receptions



			Offer movement types						
#	Player	Total Offers	In Front	In Between	Out to In	In to Out	In Behind	No Movement	Offers Received
1	ROMARIO CUNHA	2	0	0	0	0	0	2	1
2	DANIEL BANJAQUI	47	16	2	0	0	1	28	13
3	MARTIM CHELMIK	0	0	0	0	0	0	0	0
4	MAURO FURTADO	6	3	1	0	0	0	2	1
5	JOSE NETO	15	3	2	0	0	6	4	4
6	RAFAEL QUINTAS	34	18	11	0	0	0	5	8
7	DUARTE CUNHA	28	1	5	1	1	11	9	11
9	ANISIO CABRAL	10	0	2	0	0	7	1	6
10	MATEUS MIDE	38	4	16	1	3	6	8	11
11	STEVAN MANUEL	13	3	3	0	0	2	5	0
18	BERNARDO LIMA	45	22	8	0	1	3	11	11
15	YOAN PEREIRA	6	1	0	0	1	3	1	2
16	SANTIAGO VERDI	32	14	13	0	0	0	5	10
17	JOAO ARAGAO	15	0	4	1	1	6	3	1
19	TOMAS SOARES	7	0	4	0	0	2	1	2
20	ZEEGA	7	1	3	1	1	1	0	0

In Possession - Distributions



#	Player	Passes Attempted	Passes Completed	Pass Completion %	Switches of Play	Crosses Attempted	Crosses Completed	Line Breaks Attempted	Line Breaks Completed	Line Break Completion %	Ball Progressions	Take Ons	Step Ins	Attempts at Goal	Goals
1	JOAO PEDRO	39	31	79%	0	0	0	8	2	25%	0	0	0	0	0
2	ANGELO	25	18	72%	1	5	1	11	8	73%	2	2	0	2	0
5	ZE LUCAS	20	19	95%	0	0	0	4	3	75%	0	0	0	2	0
7	RUAN PABLO	17	10	59%	0	0	0	5	3	60%	2	2	0	1	0
8	TIAGO	33	27	82%	0	2	0	12	7	58%	3	1	2	3	0
9	DELL	8	3	38%	0	0	0	2	1	50%	0	0	0	2	0
11	KAYKE	9	8	89%	0	5	1	4	2	50%	3	3	0	0	0
13	VITOR FERNANDES	41	35	85%	1	0	0	10	6	60%	1	0	1	1	0
14	LUCCAS RAMON	49	39	80%	1	0	0	12	6	50%	1	0	1	0	0
15	LUIS PACHECO	30	22	73%	0	0	0	11	7	64%	0	0	0	0	0
20	FELIPE MORAIS	11	6	55%	0	1	0	5	1	20%	1	1	0	1	0
10	GABRIEL MEC	5	5	100%	0	0	0	2	2	100%	2	2	0	0	0
17	PIETRO TAVARES	3	1	33%	0	0	0	2	2	100%	2	2	0	0	0

# In Possession - Offers & Receptions



			Offer movement types						
#	Player	Total Offers	In Front	In Between	Out to In	In to Out	In Behind	No Movement	Offers Received
1	JOAO PEDRO	1	0	0	0	0	0	1	1
2	ANGELO	32	5	1	0	0	20	6	3
5	ZE LUCAS	37	19	16	0	2	0	0	7
7	RUAN PABLO	10	0	1	0	0	9	0	4
8	TIAGO	10	2	2	0	2	2	2	6
9	DELL	15	0	3	0	1	10	1	2
11	KAYKE	8	0	0	0	0	3	5	2
13	VITOR FERNANDES	1	0	0	0	0	0	1	1
14	LUCCAS RAMON	1	0	0	0	0	0	1	0
15	LUIS PACHECO	5	0	1	1	1	2	0	0
20	FELIPE MORAIS	17	4	3	1	2	4	3	6
10	GABRIEL MEC	3	1	1	0	0	0	1	1
17	PIETRO TAVARES	0	0	0	0	0	0	0	0



# INDIVIDUAL DATA OUT OF POSSESSION



**Portugal v Brazil**

Out of Possession

Portugal



#	Player	Tackles Made / Won	Blocks	Interceptions	Pressing Direct	Pressing Indirect	Duels Won - Aerial	Duels Won - Physical	Possession Contests won	Clearances	Loose Ball Receptions	Pushing On	Pushing On into Pressing	Possession Regains	Possession Interrupted
1	ROMARIO CUNHA	0 / 0	0	0	0	0	0	0	0	0	6	0	0	7	0
2	DANIEL BANJAQUI	6 / 2	2	1	4	1	2	0	2	4	5	12	2	5	4
3	MARTIM CHELMIK	0 / 0	2	0	1	1	2	0	2	3	1	1	1	3	2
4	MAURO FURTADO	1 / 1	3	1	3	1	4	0	4	6	4	0	0	8	7
5	JOSE NETO	6 / 2	6	1	7	10	3	0	4	6	7	11	6	9	4
6	RAFAEL QUINTAS	2 / 1	3	0	3	9	1	0	1	4	4	11	4	2	7
7	DUARTE CUNHA	1 / 0	0	0	2	10	0	0	0	0	4	8	6	1	1
9	ANISIO CABRAL	0 / 0	1	0	1	6	2	1	3	0	1	7	5	1	0
10	MATEUS MIDE	0 / 0	0	1	1	13	1	0	1	0	6	6	3	1	0
11	STEVAN MANUEL	2 / 2	3	0	3	15	1	0	1	3	2	4	3	3	3
18	BERNARDO LIMA	2 / 1	1	1	4	25	1	0	1	4	9	18	6	2	5
15	YOAN PEREIRA	1 / 1	0	1	0	4	0	0	0	1	1	3	0	2	1
16	SANTIAGO VERDI	5 / 2	1	0	6	2	0	0	1	1	6	14	4	4	3
17	JOAO ARAGAO	0 / 0	0	1	1	4	0	0	1	0	3	3	2	2	0
19	TOMAS SOARES	0 / 0	0	0	0	1	0	0	0	0	1	0	0	0	0
20	ZEEGA	1 / 0	1	0	4	3	0	0	1	0	0	0	0	0	1

Out of Possession



#	Player	Tackles Made / Won	Blocks	Interceptions	Pressing Direct	Pressing Indirect	Duels Won - Aerial	Duels Won - Physical	Possession Contests won	Clearances	Loose Ball Receptions	Pushing On	Pushing On into Pressing	Possession Regains	Possession Interrupted
1	JOAO PEDRO	0 / 0	0	0	0	0	0	0	0	0	8	0	0	9	0
2	ANGELO	3 / 0	3	1	3	13	0	0	0	6	5	20	5	3	6
5	ZE LUCAS	3 / 2	2	0	6	12	1	0	1	5	7	23	4	4	4
7	RUAN PABLO	1 / 0	1	0	2	13	0	0	0	2	1	12	8	1	3
8	TIAGO	6 / 3	2	0	7	15	0	0	0	4	5	8	3	4	6
9	DELL	0 / 0	3	0	2	34	2	0	2	0	3	31	24	1	2
11	KAYKE	2 / 1	0	0	5	13	0	0	1	0	5	4	4	2	0
13	VITOR FERNANDES	1 / 0	3	0	0	1	6	0	6	16	5	2	1	6	12
14	LUCCAS RAMON	1 / 0	5	0	3	4	1	0	1	7	4	23	6	2	7
15	LUIS PACHECO	1 / 0	3	0	3	5	1	0	2	6	6	16	5	2	7
20	FELIPE MORAIS	3 / 0	2	1	5	12	1	0	1	1	1	15	7	2	2
10	GABRIEL MEC	1 / 0	0	0	2	7	0	0	0	0	2	1	0	0	0
17	PIETRO TAVARES	0 / 0	0	0	0	3	0	0	0	0	2	5	3	0	0





# INDIVIDUAL DATA PHYSICAL



**Portugal v Brazil**

CC

#	Player	Total Distance (m)	Zone 1: 0-7 km/h (m)	Zone 2: 7-15 km/h (m)	Zone 3: 15-20 km/h (m)	Zone 4: 20-25 km/h (m)	Zone 5: 25+ km/h (m)	High Speed Runs (Zone 3)	Sprints (Zone 4 & 5)	Top Speed (km/h)
1	ROMARIO CUNHA	4245.8	3425.8	744.4	55.7	19.9	0	6.0	1.0	24.2
2	DANIEL BANJAQUI	8875.9	3495.1	3713.8	1095.6	425.8	145.5	98.0	37.0	32.7
3	MARTIM CHELMIK	8480.2	3530.3	3729.5	893.5	304.0	22.8	92.0	18.0	26.5
4	MAURO FURTADO	7811.0	3696.5	2857.5	814.2	265.3	177.4	68.0	23.0	35.1
5	JOSE NETO	9234.5	3816.1	3737.6	1139.6	384.8	156.4	111.0	25.0	31.2
6	RAFAEL QUINTAS	6296.9	2055.5	2944.9	938.8	326.5	31.2	80.0	19.0	27.3
7	DUARTE CUNHA	7415.3	2616.7	3139.3	1061.0	417.6	180.8	92.0	39.0	33.0
9	ANISIO CABRAL	7053.6	3385.2	2644.2	735.8	254.8	33.6	68.0	22.0	27.6
10	MATEUS MIDE	8554.9	3196.1	3584.5	1232.5	418.8	123.1	103.0	28.0	33.0
11	STEVAN MANUEL	5820.0	2336.8	2389.2	779.5	274.5	40.1	78.0	24.0	27.3
18	BERNARDO LIMA	11641.6	4034.1	5004.6	2061.2	480.5	61.3	172.0	35.0	31.6
15	YOAN PEREIRA	4044.7	1359.1	1722.2	534.9	294.8	133.7	45.0	19.0	29.7
16	SANTIAGO VERDI	4089.6	1309.0	1869.2	693.1	199.3	19.0	59.0	19.0	25.9
17	JOAO ARAGAO	2834.4	1076.8	1115.3	304.5	196.9	140.9	25.0	16.0	30.6
19	TOMAS SOARES	1663.9	733.1	619.8	140.1	116.1	54.8	15.0	8.0	28.5
20	ZEEGA	1842.6	602.2	786.2	295.7	140.3	18.2	27.0	10.0	29.7

Physical Data



CC

#	Player	Total Distance (m)	Zone 1: 0-7 km/h (m)	Zone 2: 7-15 km/h (m)	Zone 3: 15-20 km/h (m)	Zone 4: 20-25 km/h (m)	Zone 5: 25+ km/h (m)	High Speed Runs (Zone 3)	Sprints (Zone 4 & 5)	Top Speed (km/h)
1	JOAO PEDRO	4634.7	3697.1	828.0	86.6	19.5	3.4	10.0	2.0	25.7
2	ANGELO	9535.0	4226.1	3464.7	1236.3	492.3	115.6	107.0	39.0	29.4
5	ZE LUCAS	10426.6	4142.4	4179.5	1449.1	493.7	162.0	122.0	36.0	30.9
7	RUAN PABLO	9566.0	4074.7	3813.6	1039.4	416.2	222.1	86.0	34.0	35.2
8	TIAGO	10798.9	3700.3	4353.5	2035.1	630.5	79.5	166.0	45.0	27.8
9	DELL	9304.0	3594.2	3654.2	1405.9	477.7	172.0	132.0	29.0	29.8
11	KAYKE	7897.8	2941.5	3193.9	1113.9	463.1	185.4	96.0	35.0	32.0
13	VITOR FERNANDES	9270.5	4152.7	3624.8	960.3	423.1	109.5	90.0	27.0	30.6
14	LUCCAS RAMON	9252.6	3829.1	3722.1	1177.8	488.3	35.2	110.0	36.0	26.6
15	LUIS PACHECO	9252.8	4057.4	3612.3	1022.4	366.6	194.1	93.0	30.0	29.4
20	FELIPE MORAIS	8661.5	3180.0	3326.2	1299.3	636.7	219.4	119.0	49.0	32.0
10	GABRIEL MEC	2271.1	842.9	811.8	395.2	185.1	36.1	41.0	10.0	30.3
17	PIETRO TAVARES	1493.2	443.4	623.8	289.3	101.5	35.3	20.0	8.0	27.2

